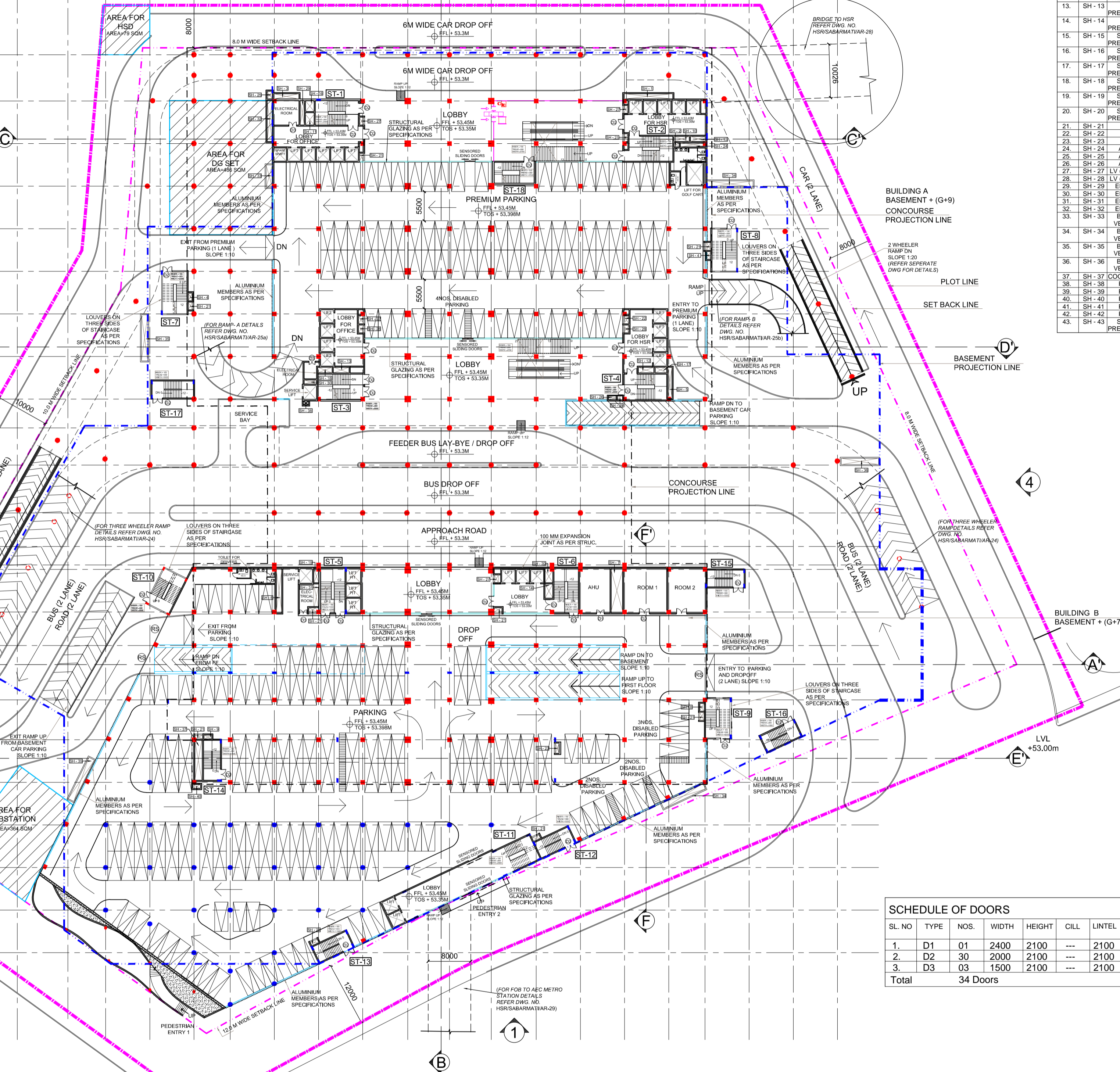


8300 8300 8300 8300 6800 8300 8300 8300 8450 153800 7850 7850 8450 8300 8300 8300 6800 8300 8300 8300

1 8700
2 8000
3 8000
4 8000
5 8000
6 8000
7 8000
8 8000
9 5400
10 9000
11 3450
12 6300
13 8000
14 8000
15 8000
16 10200
17 7500
18 8000
19 8000
20 8000
21 8000
22 8000
23 8000

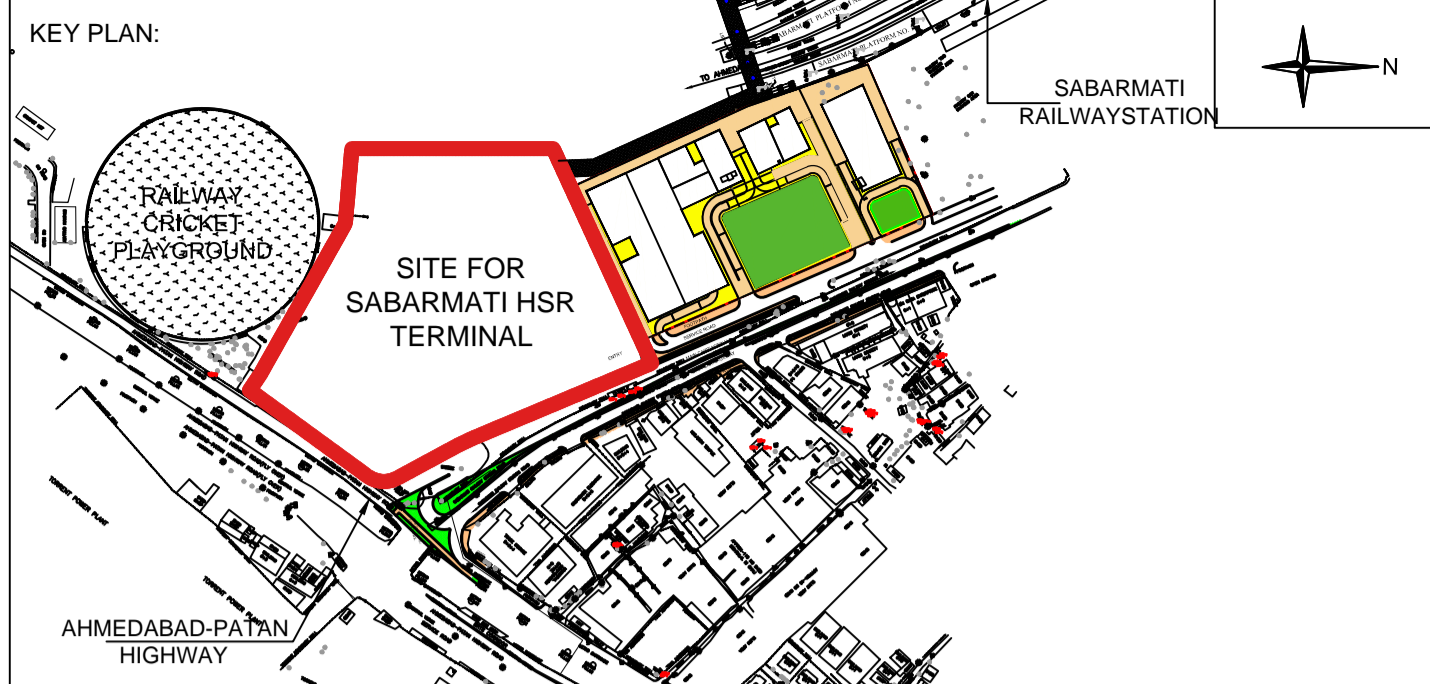
ROAD LVL PLAN



SNO.	SHAFT	TYPE	SIZE	NOS.
1	SH-1	PLUMBING	9.25 x 1.00M	01
2	SH-2	PLUMBING	1.00 x 0.80M	01
3	SH-3	PLUMBING	2.80 x 1.50M	01
4	SH-4	PLUMBING	0.80 x 1.50M	02
5	SH-5	PLUMBING	0.80 x 0.90M	01
6	SH-6	PLUMBING	1.00 x 1.50M	01
7	SH-7	PLUMBING	2.15 x 0.85M	01
8	SH-8	PLUMBING	0.80 x 1.50M	01
9	SH-9	PLUMBING	1.50 x 0.80M	01
10	SH-10	LOBBY PRESSURIZATION	1.50 x 0.80M	01
11	SH-11	LOBBY PRESSURIZATION	1.65 x 2.35M	01
12	SH-12	LOBBY PRESSURIZATION	2.95 x 1.10M	01
13	SH-13	LOBBY PRESSURIZATION	2.97 x 1.10M	01
14	SH-14	LOBBY PRESSURIZATION	1.50 x 2.70M	01
15	SH-15	STAIRCASE PRESSURIZATION	2.90 x 1.00M	01
16	SH-16	STAIRCASE PRESSURIZATION	1.65 x 2.05M	01
17	SH-17	STAIRCASE PRESSURIZATION	2.20 x 1.10M	01
18	SH-18	STAIRCASE PRESSURIZATION	2.75 x 1.10M	01
19	SH-19	STAIRCASE PRESSURIZATION	1.00 x 2.70M	01
20	SH-20	STAIRCASE PRESSURIZATION	1.50 x 2.70M	01
21	SH-21	FHC	0.80 x 1.50M	10
22	SH-22	FHC	1.00 x 1.50M	02
23	SH-23	FHC	0.70 x 1.90M	01
24	SH-24	AHU (HVAC)	4.80 x 0.80M	01
25	SH-25	AHU (HVAC)	1.00 x 1.50M	01
26	SH-26	AHU (HVAC)	1.50 x 0.80M	01
27	SH-27	LV (ELECTRICAL)	0.80 x 1.50M	03
28	SH-28	LV (ELECTRICAL)	1.00 x 1.50M	02
29	SH-29	ELECTRICAL	0.80 x 0.60M	01
30	SH-30	ELECTRICAL	2.90 x 0.80M	01
31	SH-31	ELECTRICAL	1.00 x 4.25M	01
32	SH-32	ELECTRICAL	1.00 x 7.80M	01
33	SH-33	BASEMENT VENTILATION	1.18 x 4.24M	01
34	SH-34	BASEMENT VENTILATION	8.68 x 1.18M	02
35	SH-35	BASEMENT VENTILATION	1.18 x 8.68M	02
36	SH-36	BASEMENT VENTILATION	6.5 x 1.18M	01
37	SH-37	COOLING TOWER	1.42 x 7.53M	01
38	SH-38	PLUMBING	1.00 x 0.75M	01
39	SH-39	PLUMBING	1.00 x 0.80M	01
40	SH-40	PLUMBING	1.50 x 0.80M	03
41	SH-41	PLUMBING	3.20 x 0.80M	10
42	SH-42	PLUMBING	2.30 x 0.80M	01
43	SH-43	STAIRCASE PRESSURIZATION	1.50 x 0.80M	02

SNO.	STAIRCASE	TYPE	SIZE	NOS.
1	ST-1	Staircase in lobby		
2	ST-2	Staircase in lobby		
3	ST-3	Staircase in lobby		
4	ST-4	Staircase in lobby		
5	ST-5	Staircase in lobby		
6	ST-6	Staircase in lobby		
7	ST-7	Fire Exit Staircase		
8	ST-8	Fire Exit Staircase		
9	ST-9	Fire Exit Staircase		
10	ST-10	Fire Exit Staircase		
11	ST-11	Staircase in lobby		
12	ST-12	Basement Fire Exit Staircase		
13	ST-13	Basement Fire Exit Staircase		
14	ST-14	Basement Fire Exit Staircase		
15	ST-15	Basement Fire Exit Staircase		
16	ST-16	Basement Fire Exit Staircase		
17	ST-17	Basement Fire Exit Staircase		
18	ST-18	Basement Fire Exit Staircase		
19	ST-19	Fire Exit Staircase		
20	ST-20	Fire Exit Staircase		
21	ST-21	Fire Exit Staircase		

SL. NO.	TYPE	NOS.	WIDTH	HEIGHT	CILL	LINTEL	REMARKS	
1.	D1	01	2400	2100	---	2100		
2.	D2	30	2000	2100	---	2100		
3.	D3	03	1500	2100	---	2100		
Total		34						Doors



- NOTES:**
1. ALL DIMENSIONS AND LEVELS ARE IN M., UNLESS OTHERWISE MENTIONED.
 2. DRAWING SHALL NOT BE SCALED; ONLY WRITTEN DIMENSIONS SHALL BE FOLLOWED.
 3. NO WORK SHALL START WITHOUT APPROVED GOOD-FOR-CONSTRUCTION DRAWING.
 4. THIS IS THE CONCEPTUAL DRAWING AND DETAILED ENGINEERING DESIGN SHALL BE THE RESPONSIBILITY OF EXECUTING/ IMPLEMENTING AGENCIES.
 5. ACQUISITION OF LAND FOR IMPLEMENTATION OF PROJECT SHALL BE THE RESPONSIBILITY OF EXECUTING/ IMPLEMENTING AGENCIES.
 6. ALL REQUIRED STATUTORY CLEARANCES ARE TO BE OBTAINED BY THE EXECUTING/ IMPLEMENTING AGENCIES.
 7. THE NECESSARY PERMISSION FOR CUTTING OF TREES SHALL BE OBTAINED BY THE EXECUTING/ IMPLEMENTING AGENCIES FROM CONCERNED DEPT. AS PER THE EXISTING POLICY.

NOTE:

1. Sleeves to be provided in beams at Ground Floor parking levels for cables, pipes, other services as per requirement

STAGE II SUBMISSION

APPROVED BY: **NHSRCL**

SIGNATURE: _____ DATE: _____ SIGNATURE: _____ DATE: _____

PREPARED BY: **MITES LTD.**

SIGNATURE: _____ DATE: _____ SIGNATURE: _____ DATE: _____ SIGNATURE: _____ DATE: _____

TITLE: **SABARMATI HSR TERMINAL**

PROJECT: **MUMBAI - AHMEDABAD HIGH SPEED RAIL PROJECT**

OWNER: **NHSRCL**, Asia Bhawan, 2nd Floor, Sector 9, Dwarka, Delhi - 110077

CONSULTANT: **MITES**, RITES Bhawan, Plot No.1, Sector 29, Gurugram - 122001

ARCHITECTS: **W d**, DESIGN WORKSHOP, 100B - C Block, Kalkaji, New Delhi - 110019

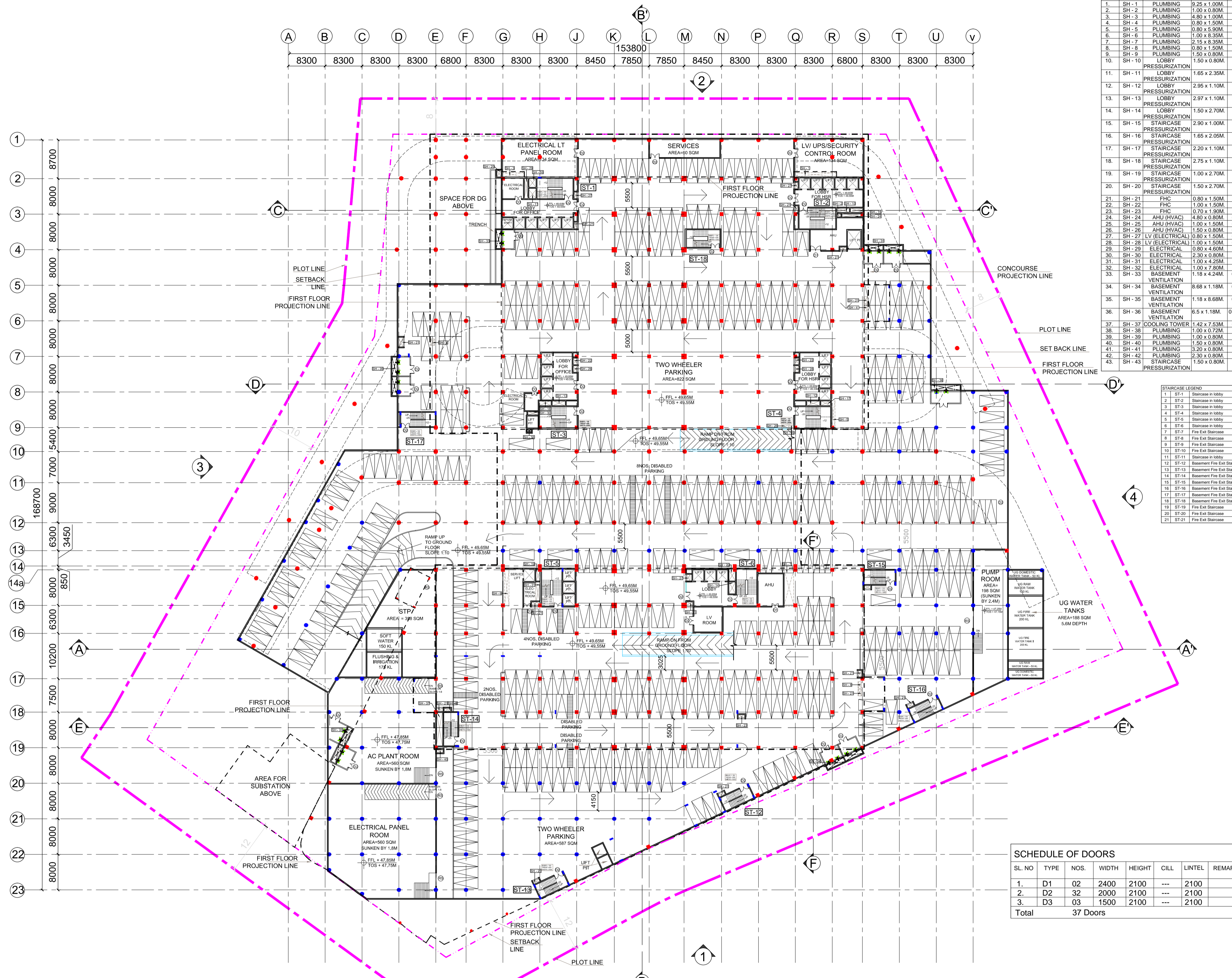
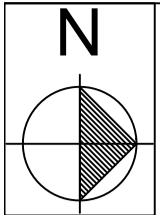
DWG TITLE: **ROAD LEVEL PLAN / PLAN AT + 53.00 M**

DWG NO: **HSR/SABARMATI/AR-02**

SCALE: **1:750**

REVISION: R1

DATE: **21.06.2018**



PLAN AT BASEMENT LEVEL

SNO.	SHAFT	TYPE	SIZE	NOS.
1	SH-1	PLUMBING	0.25 x 1.00M	01
2	SH-2	PLUMBING	1.00 x 0.80M	01
3	SH-3	PLUMBING	4.80 x 1.00M	01
4	SH-4	PLUMBING	0.80 x 1.50M	02
5	SH-5	PLUMBING	0.80 x 0.90M	01
6	SH-6	PLUMBING	1.00 x 1.50M	01
7	SH-7	PLUMBING	2.15 x 0.85M	01
8	SH-8	PLUMBING	0.80 x 1.50M	01
9	SH-9	PLUMBING	1.50 x 0.80M	01
10	SH-10	LOBBY PRESSURIZATION	1.50 x 0.80M	01
11	SH-11	LOBBY PRESSURIZATION	1.65 x 2.35M	01
12	SH-12	LOBBY PRESSURIZATION	2.95 x 1.10M	01
13	SH-13	LOBBY PRESSURIZATION	2.97 x 1.10M	01
14	SH-14	LOBBY PRESSURIZATION	1.50 x 2.70M	01
15	SH-15	STAIRCASE PRESSURIZATION	2.90 x 1.00M	01
16	SH-16	STAIRCASE PRESSURIZATION	1.65 x 2.05M	01
17	SH-17	STAIRCASE PRESSURIZATION	2.20 x 1.10M	01
18	SH-18	STAIRCASE PRESSURIZATION	2.75 x 1.10M	01
19	SH-19	STAIRCASE PRESSURIZATION	1.00 x 2.70M	01
20	SH-20	STAIRCASE PRESSURIZATION	1.50 x 2.70M	01
21	SH-21	FHC	0.80 x 1.50M	10
22	SH-22	FHC	1.00 x 1.50M	02
23	SH-23	FHC	0.70 x 1.90M	01
24	SH-24	AHU (HVAC)	4.80 x 0.80M	01
25	SH-25	AHU (HVAC)	1.00 x 1.50M	01
26	SH-26	AHU (HVAC)	1.50 x 0.80M	01
27	SH-27	LV (ELECTRICAL)	0.80 x 1.50M	03
28	SH-28	LV (ELECTRICAL)	1.00 x 1.50M	02
29	SH-29	ELECTRICAL	0.80 x 0.60M	01
30	SH-30	ELECTRICAL	2.90 x 0.90M	01
31	SH-31	ELECTRICAL	1.00 x 4.25M	01
32	SH-32	ELECTRICAL	1.00 x 7.80M	01
33	SH-33	BASEMENT VENTILATION	1.18 x 4.24M	01
34	SH-34	BASEMENT VENTILATION	8.68 x 1.18M	02
35	SH-35	BASEMENT VENTILATION	1.18 x 8.68M	02
36	SH-36	BASEMENT VENTILATION	6.5 x 1.18M	01
37	SH-37	COOLING TOWER	1.42 x 7.53M	01
38	SH-38	PLUMBING	1.00 x 0.75M	01
39	SH-39	PLUMBING	1.00 x 0.80M	01
40	SH-40	PLUMBING	1.50 x 0.80M	03
41	SH-41	PLUMBING	3.20 x 0.80M	10
42	SH-42	PLUMBING	2.30 x 0.80M	01
43	SH-43	PRESSURIZATION	1.50 x 0.80M	02

SNO.	SHAFT	TYPE	SIZE	NOS.
1	ST-1	Staircase in lobby		
2	ST-2	Staircase in lobby		
3	ST-3	Staircase in lobby		
4	ST-4	Staircase in lobby		
5	ST-5	Staircase in lobby		
6	ST-6	Staircase in lobby		
7	ST-7	Fire Exit Staircase		
8	ST-8	Fire Exit Staircase		
9	ST-9	Fire Exit Staircase		
10	ST-10	Fire Exit Staircase		
11	ST-11	Staircase in lobby		
12	ST-12	Basement Fire Exit Staircase		
13	ST-13	Basement Fire Exit Staircase		
14	ST-14	Basement Fire Exit Staircase		
15	ST-15	Basement Fire Exit Staircase		
16	ST-16	Basement Fire Exit Staircase		
17	ST-17	Basement Fire Exit Staircase		
18	ST-18	Basement Fire Exit Staircase		
19	ST-19	Fire Exit Staircase		
20	ST-20	Fire Exit Staircase		
21	ST-21	Fire Exit Staircase		

SL. NO.	TYPE	NOS.	WIDTH	HEIGHT	CILL	LINTEL	REMARKS
1.	D1	02	2400	2100	---	2100	
2.	D2	32	2000	2100	---	2100	
3.	D3	03	1500	2100	---	2100	
Total		37					Doors



- NOTES:**
- ALL DIMENSIONS AND LEVELS ARE IN M., UNLESS OTHERWISE MENTIONED.
 - DRAWING SHALL NOT BE SCALED; ONLY WRITTEN DIMENSIONS SHALL BE FOLLOWED.
 - NO WORK SHALL START WITHOUT APPROVED GOOD-FOR-CONSTRUCTION DRAWING.
 - THIS IS THE CONCEPTUAL DRAWING AND DETAILED ENGINEERING DESIGN SHALL BE THE RESPONSIBILITY OF EXECUTING/ IMPLEMENTING AGENCIES.
 - ACQUISITION OF LAND FOR IMPLEMENTATION OF PROJECT SHALL BE THE RESPONSIBILITY OF EXECUTING/ IMPLEMENTING AGENCIES.
 - ALL REQUIRED STATUTORY CLEARANCES ARE TO BE OBTAINED BY THE EXECUTING/ IMPLEMENTING AGENCIES.
 - THE NECESSARY PERMISSION FOR CUTTING OF TREES SHALL BE OBTAINED BY THE EXECUTING/ IMPLEMENTING AGENCIES FROM CONCERNED DEPT. AS PER THE EXISTING POLICY.

- NOTE:**
- Sleeves to be provided in beams at basement parking levels for cables, pipes, other services as per requirement

STAGE II SUBMISSION

APPROVED BY: **NHSRCL**

SIGNATURE: _____ DATE: _____ SIGNATURE: _____ DATE: _____

PREPARED BY: **MITES LTD.**

SIGNATURE: _____ DATE: _____ SIGNATURE: _____ DATE: _____ SIGNATURE: _____ DATE: _____

TITLE: **SABARMATI HSR TERMINAL**

PROJECT: **MUMBAI - AHMEDABAD HIGH SPEED RAIL PROJECT**

OWNER: NHSRCL, Asia Bhawan, 2nd Floor, Sector 9, Dwarka, Delhi - 110077

CONSULTANT: MITES THE INFRASTRUCTURE PEOPLE, MITES Bhawan, Plot No.1, Sector 29, Gurugram - 122001

ARCHITECTS: DESIGN WORKSHOP, 100B - C Block, Kalkaji, New Delhi - 110019

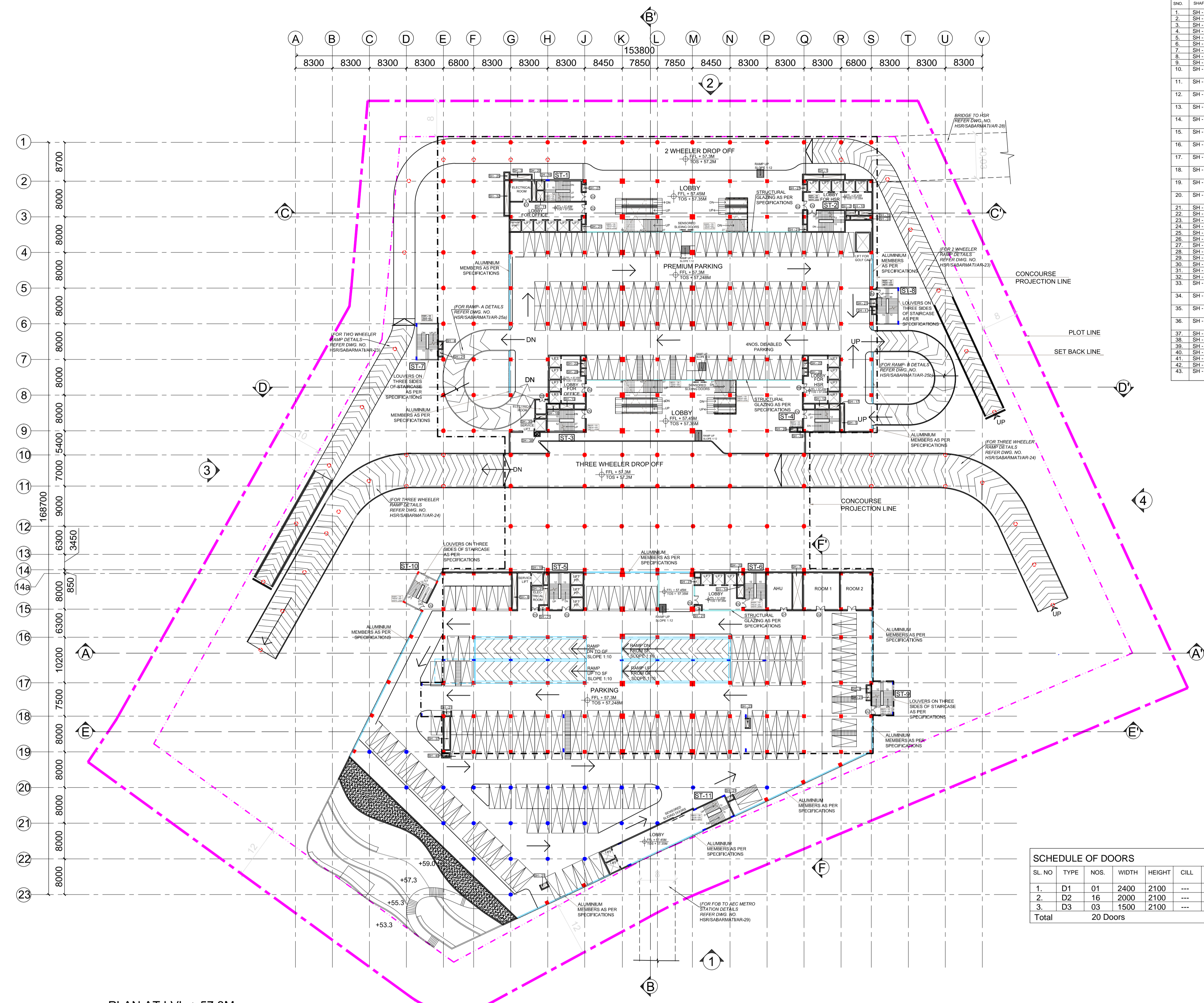
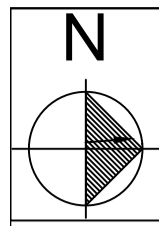
DWG TITLE: **BASEMENT PLAN**

DWG NO: **HSR/SABARMATI/AR-05**

SCALE: **1:750**

REVISION: R1

DATE: **21.06.2018**

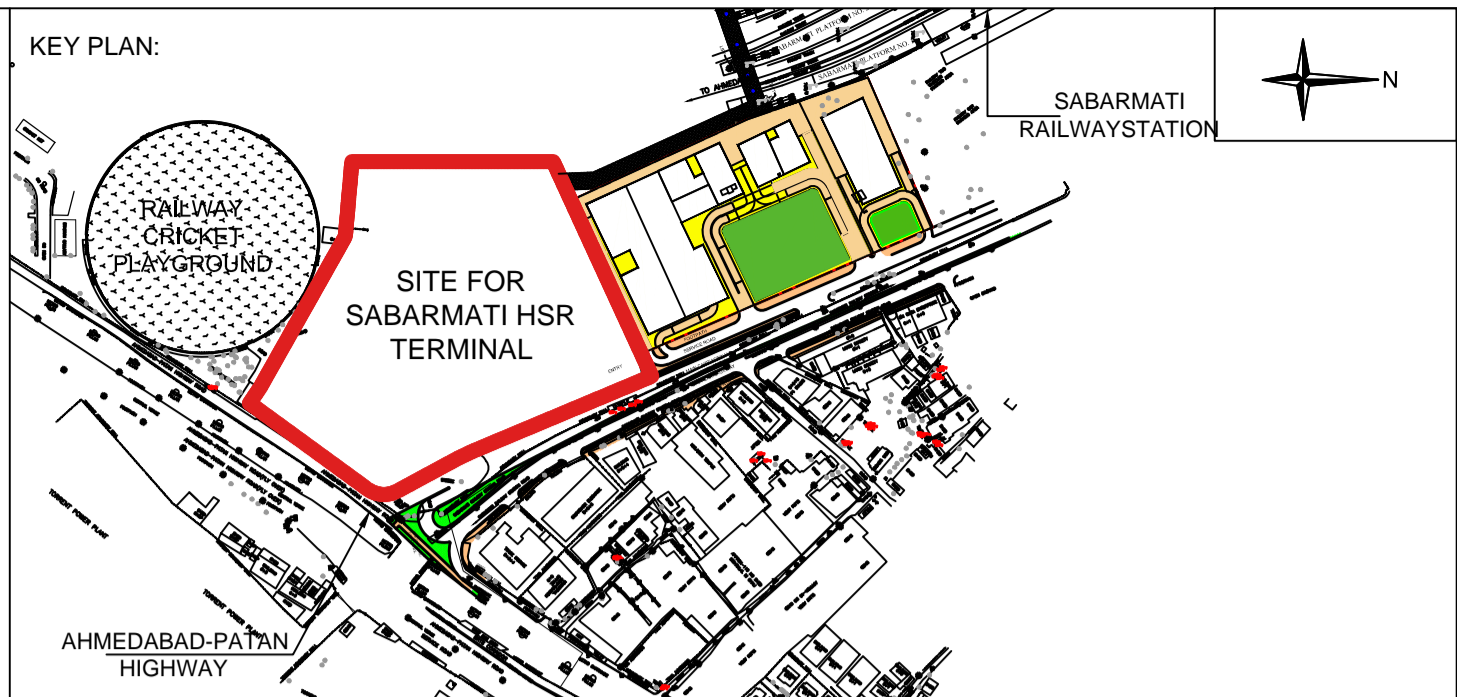


PLAN AT LVL + 57.3M

SNO.	SHAFT	TYPE	SIZE	NOS.
1	SH-1	PLUMBING	9.25 x 1.00M	01
2	SH-2	PLUMBING	1.00 x 0.80M	01
3	SH-3	PLUMBING	2.80 x 1.00M	01
4	SH-4	PLUMBING	0.80 x 1.50M	02
5	SH-5	PLUMBING	0.80 x 0.90M	01
6	SH-6	PLUMBING	1.00 x 0.90M	01
7	SH-7	PLUMBING	2.15 x 0.85M	01
8	SH-8	PLUMBING	0.80 x 1.50M	01
9	SH-9	PLUMBING	1.50 x 0.80M	01
10	SH-10	LOBBY PRESSURIZATION	1.50 x 0.80M	01
11	SH-11	LOBBY PRESSURIZATION	1.65 x 2.35M	01
12	SH-12	LOBBY PRESSURIZATION	2.95 x 1.10M	01
13	SH-13	LOBBY PRESSURIZATION	2.97 x 1.10M	01
14	SH-14	LOBBY PRESSURIZATION	1.50 x 2.70M	01
15	SH-15	STAIRCASE PRESSURIZATION	2.90 x 1.00M	01
16	SH-16	STAIRCASE PRESSURIZATION	1.65 x 2.05M	01
17	SH-17	STAIRCASE PRESSURIZATION	2.20 x 1.10M	01
18	SH-18	STAIRCASE PRESSURIZATION	2.75 x 1.10M	01
19	SH-19	STAIRCASE PRESSURIZATION	1.00 x 2.70M	01
20	SH-20	STAIRCASE PRESSURIZATION	1.50 x 2.70M	01
21	SH-21	FHC	0.80 x 1.50M	10
22	SH-22	FHC	1.00 x 1.50M	02
23	SH-23	FHC	0.70 x 1.90M	01
24	SH-24	AHU (HVAC)	4.80 x 0.80M	01
25	SH-25	AHU (HVAC)	1.00 x 1.50M	01
26	SH-26	AHU (HVAC)	1.50 x 0.80M	01
27	SH-27	LV (ELECTRICAL)	0.80 x 1.50M	03
28	SH-28	LV (ELECTRICAL)	1.00 x 1.50M	02
29	SH-29	ELECTRICAL	0.80 x 0.60M	01
30	SH-30	ELECTRICAL	2.30 x 0.90M	01
31	SH-31	ELECTRICAL	1.00 x 4.25M	01
32	SH-32	ELECTRICAL	1.00 x 7.80M	01
33	SH-33	BASEMENT VENTILATION	1.18 x 4.24M	01
34	SH-34	BASEMENT VENTILATION	8.68 x 1.18M	02
35	SH-35	BASEMENT VENTILATION	1.18 x 8.68M	02
36	SH-36	BASEMENT VENTILATION	6.5 x 1.18M	01
37	SH-37	COOLING TOWER	1.42 x 7.53M	01
38	SH-38	PLUMBING	1.00 x 0.75M	01
39	SH-39	PLUMBING	1.00 x 0.80M	01
40	SH-40	PLUMBING	1.50 x 0.80M	03
41	SH-41	PLUMBING	3.20 x 0.90M	10
42	SH-42	PLUMBING	2.30 x 0.80M	01
43	SH-43	STAIRCASE PRESSURIZATION	1.50 x 0.80M	02

SNO.	STAIRCASE	TYPE	SIZE	NOS.
1	ST-1	Staircase in lobby		
2	ST-2	Staircase in lobby		
3	ST-3	Staircase in lobby		
4	ST-4	Staircase in lobby		
5	ST-5	Staircase in lobby		
6	ST-6	Staircase in lobby		
7	ST-7	Fire Exit Staircase		
8	ST-8	Fire Exit Staircase		
9	ST-9	Fire Exit Staircase		
10	ST-10	Fire Exit Staircase		
11	ST-11	Staircase in lobby		
12	ST-12	Basement Fire Exit Staircase		
13	ST-13	Basement Fire Exit Staircase		
14	ST-14	Basement Fire Exit Staircase		
15	ST-15	Basement Fire Exit Staircase		
16	ST-16	Basement Fire Exit Staircase		
17	ST-17	Basement Fire Exit Staircase		
18	ST-18	Basement Fire Exit Staircase		
19	ST-19	Fire Exit Staircase		
20	ST-20	Fire Exit Staircase		
21	ST-21	Fire Exit Staircase		

SL. NO.	TYPE	NOS.	WIDTH	HEIGHT	CILL	LINTEL	REMARKS
1.	D1	01	2400	2100	---	2100	
2.	D2	16	2000	2100	---	2100	
3.	D3	03	1500	2100	---	2100	
Total		20 Doors					



- NOTES:**
- ALL DIMENSIONS AND LEVELS ARE IN M., UNLESS OTHERWISE MENTIONED.
 - DRAWING SHALL NOT BE SCALED; ONLY WRITTEN DIMENSIONS SHALL BE FOLLOWED.
 - NO WORK SHALL START WITHOUT APPROVED GOOD-FOR-CONSTRUCTION DRAWING.
 - THIS IS THE CONCEPTUAL DRAWING AND DETAILED ENGINEERING DESIGN SHALL BE THE RESPONSIBILITY OF EXECUTING/ IMPLEMENTING AGENCIES.
 - ACQUISITION OF LAND FOR IMPLEMENTATION OF PROJECT SHALL BE THE RESPONSIBILITY OF EXECUTING/ IMPLEMENTING AGENCIES.
 - ALL REQUIRED STATUTORY CLEARANCES ARE TO BE OBTAINED BY THE EXECUTING/ IMPLEMENTING AGENCIES.
 - THE NECESSARY PERMISSION FOR CUTTING OF TREES SHALL BE OBTAINED BY THE EXECUTING/ IMPLEMENTING AGENCIES FROM CONCERNED DEPT. AS PER THE EXISTING POLICY.

- NOTE:**
- Sleeves to be provided in beams at First Floor parking levels for cables, pipes, other services as per requirement

STAGE II SUBMISSION

APPROVED BY: **NHSRCL**

SIGNATURE: _____ DATE: _____

PREPARED BY: **MITES LTD.**

SIGNATURE: _____ DATE: _____

TITLE: **SABARMATI HSR TERMINAL**

PROJECT: **MUMBAI - AHMEDABAD HIGH SPEED RAIL PROJECT**

OWNER: **NHSRCL**, Asia Bhawan, 2nd Floor, Sector 9, Dwarka, Delhi - 110077

CONSULTANT: **MITES**, RITES Bhawan, Plot No.1, Sector 29, Gurugram - 122001

ARCHITECTS: **W**, DESIGN WORKSHOP, 100B - C Block, Kalkaji, New Delhi - 110019

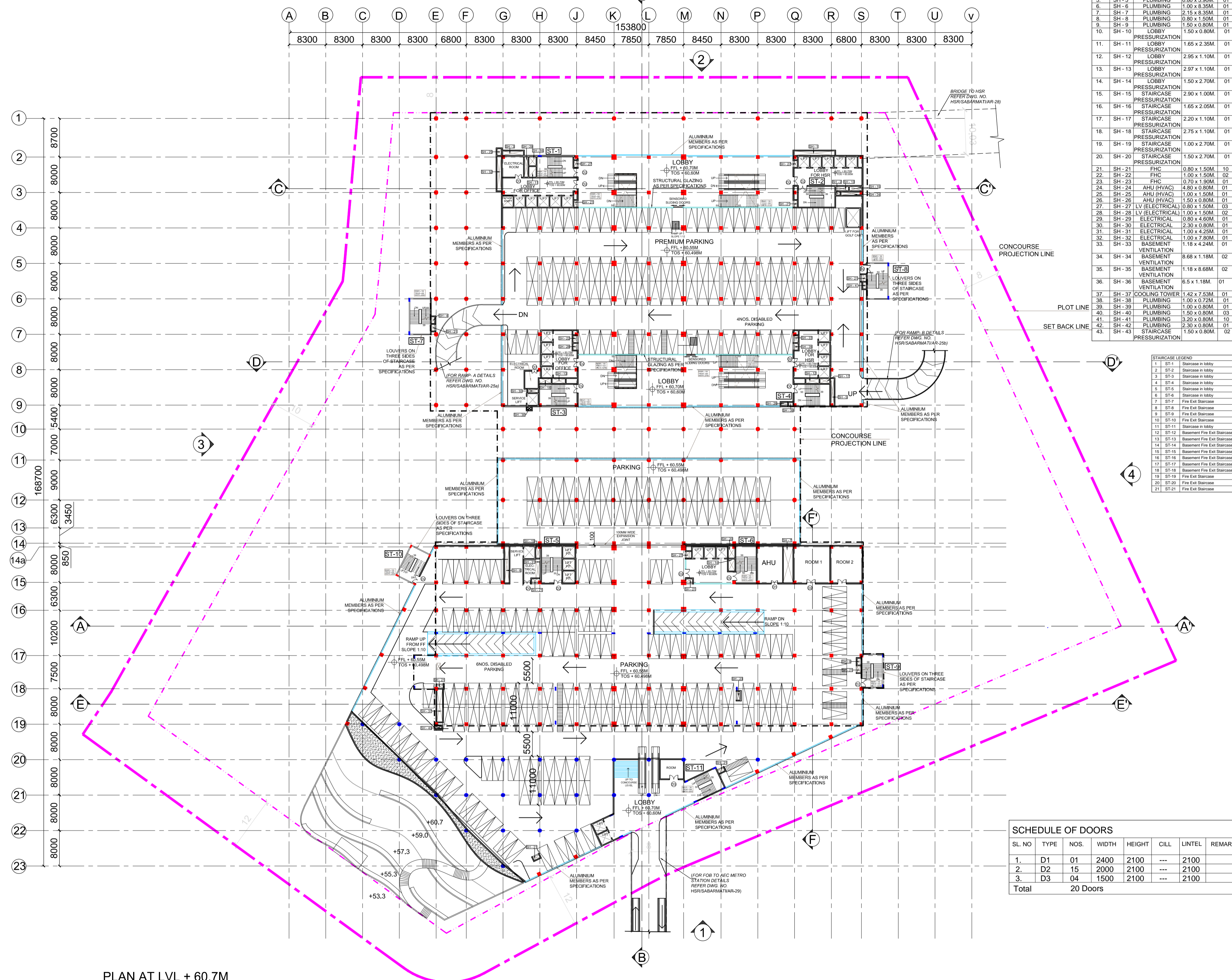
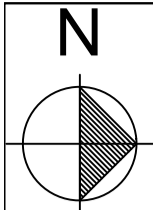
DWG TITLE: **FIRST FLOOR PLAN / PLAN AT + 57.30 M**

DWG NO: **HSR/SABARMATI/AR-03**

SCALE: **1:750**

REVISION: R1

DATE: **21.06.2018**



SH NO.	SHFT	TYPE	SIZE	NOS.
1	SH-1	PLUMBING	9.25 x 1.00M	01
2	SH-2	PLUMBING	1.00 x 0.80M	01
3	SH-3	PLUMBING	4.80 x 1.00M	01
4	SH-4	PLUMBING	0.80 x 1.50M	02
5	SH-5	PLUMBING	0.80 x 0.90M	01
6	SH-6	PLUMBING	1.00 x 0.80M	01
7	SH-7	PLUMBING	2.15 x 0.85M	01
8	SH-8	PLUMBING	0.80 x 1.50M	01
9	SH-9	PLUMBING	1.50 x 0.80M	01
10	SH-10	LOBBY PRESSURIZATION	1.50 x 0.80M	01
11	SH-11	LOBBY PRESSURIZATION	1.65 x 2.35M	01
12	SH-12	LOBBY PRESSURIZATION	2.95 x 1.10M	01
13	SH-13	LOBBY PRESSURIZATION	2.97 x 1.10M	01
14	SH-14	LOBBY PRESSURIZATION	1.50 x 2.70M	01
15	SH-15	STAIRCASE PRESSURIZATION	2.90 x 1.00M	01
16	SH-16	STAIRCASE PRESSURIZATION	1.65 x 2.05M	01
17	SH-17	STAIRCASE PRESSURIZATION	2.20 x 1.10M	01
18	SH-18	STAIRCASE PRESSURIZATION	2.75 x 1.10M	01
19	SH-19	STAIRCASE PRESSURIZATION	1.00 x 2.70M	01
20	SH-20	STAIRCASE PRESSURIZATION	1.50 x 2.70M	01
21	SH-21	FHC	0.80 x 1.50M	10
22	SH-22	FHC	1.00 x 1.50M	02
23	SH-23	FHC	0.70 x 1.90M	01
24	SH-24	AHU (HVAC)	4.80 x 0.80M	01
25	SH-25	AHU (HVAC)	1.00 x 1.50M	01
26	SH-26	AHU (HVAC)	1.50 x 0.80M	01
27	SH-27	LV (ELECTRICAL)	0.80 x 1.50M	03
28	SH-28	LV (ELECTRICAL)	1.00 x 1.50M	02
29	SH-29	ELECTRICAL	0.80 x 4.60M	01
30	SH-30	ELECTRICAL	2.90 x 0.80M	01
31	SH-31	ELECTRICAL	1.00 x 4.25M	01
32	SH-32	ELECTRICAL	1.00 x 7.80M	01
33	SH-33	BASEMENT VENTILATION	1.18 x 4.24M	01
34	SH-34	BASEMENT VENTILATION	8.68 x 1.18M	02
35	SH-35	BASEMENT VENTILATION	1.18 x 8.68M	02
36	SH-36	BASEMENT VENTILATION	6.5 x 1.18M	01
37	SH-37	COOLING TOWER	1.42 x 7.53M	01
38	SH-38	PLUMBING	1.00 x 0.72M	01
39	SH-39	PLUMBING	1.00 x 0.80M	01
40	SH-40	PLUMBING	1.50 x 0.80M	03
41	SH-41	PLUMBING	3.20 x 0.80M	10
42	SH-42	PLUMBING	2.30 x 0.80M	01
43	SH-43	STAIRCASE PRESSURIZATION	1.50 x 0.80M	02

STAIRCASE LEGEND
1 ST-1 Staircase in lobby
2 ST-2 Staircase in lobby
3 ST-3 Staircase in lobby
4 ST-4 Staircase in lobby
5 ST-5 Staircase in lobby
6 ST-6 Staircase in lobby
7 ST-7 Fire Exit Staircase
8 ST-8 Fire Exit Staircase
9 ST-9 Fire Exit Staircase
10 ST-10 Fire Exit Staircase
11 ST-11 Staircase in lobby
12 ST-12 Basement Fire Exit Staircase
13 ST-13 Basement Fire Exit Staircase
14 ST-14 Basement Fire Exit Staircase
15 ST-15 Basement Fire Exit Staircase
16 ST-16 Basement Fire Exit Staircase
17 ST-17 Basement Fire Exit Staircase
18 ST-18 Basement Fire Exit Staircase
19 ST-19 Fire Exit Staircase
20 ST-20 Fire Exit Staircase
21 ST-21 Fire Exit Staircase

SL. NO.	TYPE	NOS.	WIDTH	HEIGHT	CILL	LINTEL	REMARKS
1.	D1	01	2400	2100	---	2100	
2.	D2	15	2000	2100	---	2100	
3.	D3	04	1500	2100	---	2100	
Total		20	Doors				



- NOTES:**
- ALL DIMENSIONS AND LEVELS ARE IN M., UNLESS OTHERWISE MENTIONED.
 - DRAWING SHALL NOT BE SCALED; ONLY WRITTEN DIMENSIONS SHALL BE FOLLOWED.
 - NO WORK SHALL START WITHOUT APPROVED GOOD-FOR-CONSTRUCTION DRAWING.
 - THIS IS THE CONCEPTUAL DRAWING AND DETAILED ENGINEERING DESIGN SHALL BE THE RESPONSIBILITY OF EXECUTING/ IMPLEMENTING AGENCIES.
 - ACQUISITION OF LAND FOR IMPLEMENTATION OF PROJECT SHALL BE THE RESPONSIBILITY OF EXECUTING/ IMPLEMENTING AGENCIES.
 - ALL REQUIRED STATUTORY CLEARANCES ARE TO BE OBTAINED BY THE EXECUTING/ IMPLEMENTING AGENCIES.
 - THE NECESSARY PERMISSION FOR CUTTING OF TREES SHALL BE OBTAINED BY THE EXECUTING/ IMPLEMENTING AGENCIES FROM CONCERNED DEPT. AS PER THE EXISTING POLICY.

- NOTE:**
- Sleeves to be provided in beams at Second Floor parking levels for cables, pipes, other services as per requirement

STAGE II SUBMISSION

APPROVED BY: **NHSRCL**

SIGNATURE: _____ DATE: _____

PREPARED BY: **BITES LTD.**

SIGNATURE: _____ DATE: _____

TITLE: **SABARMATI HSR TERMINAL**

PROJECT: **MUMBAI - AHMEDABAD HIGH SPEED RAIL PROJECT**

OWNER: **NHSRCL**, Asia Bhawan, 2nd Floor, Sector 9, Dwarka, Delhi - 110077

CONSULTANT: **BITES**, RITES Bhawan, Plot No.1, Sector 29, Gurugram - 122001

ARCHITECTS: **WD**, DESIGN WORKSHOP, 100B - C Block, Kalkaji, New Delhi - 110019

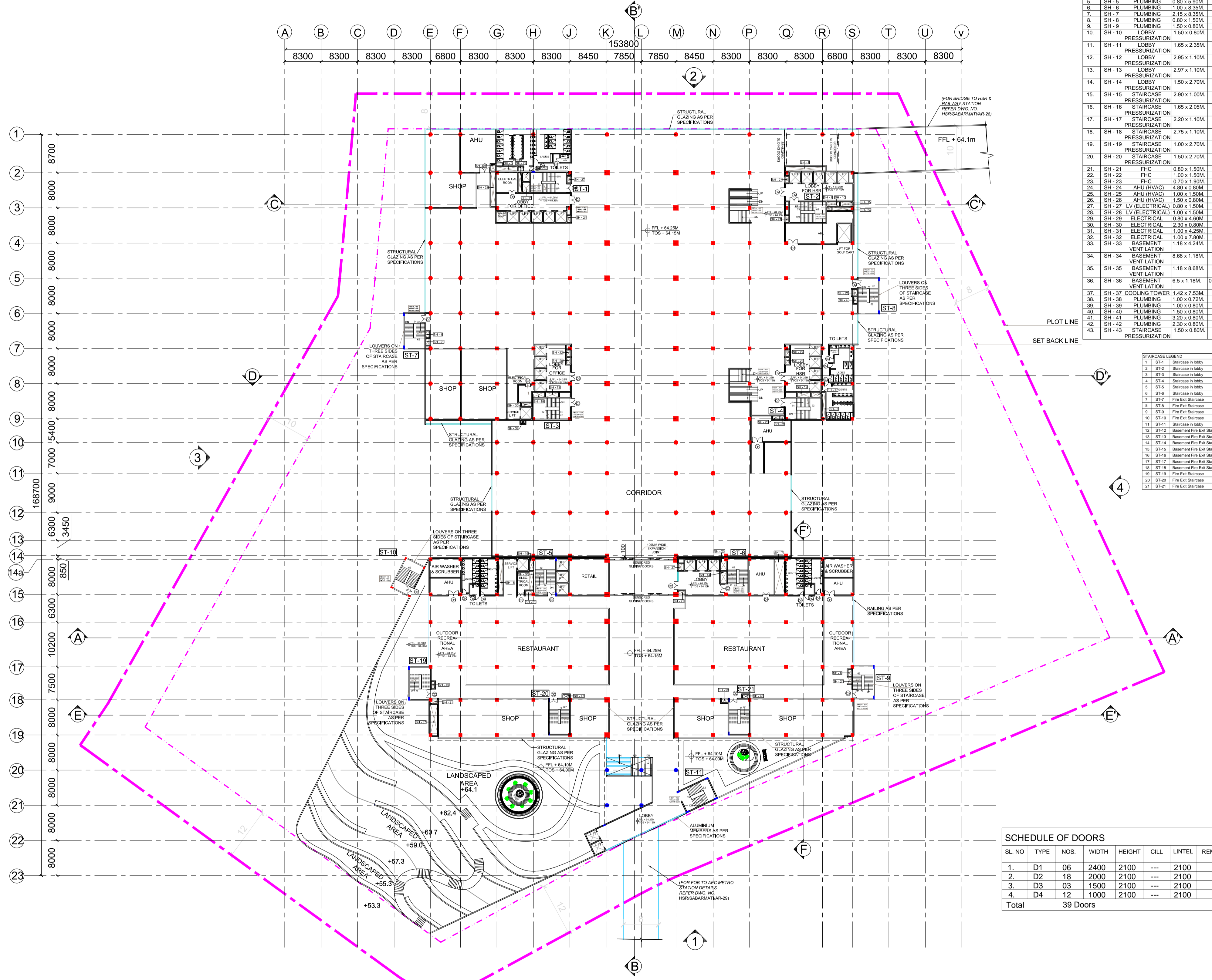
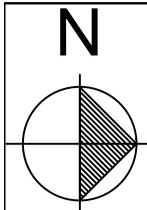
DWG TITLE: **SECOND FLOOR PLAN / PLAN AT + 60.70 M**

DWG NO: **HSR/SABARMATI/AR-04**

SCALE: **1:750**

REVISION: R1

DATE: **21.06.2018**



PLAN AT LVL +64.25M

SNO.	SHAFT	TYPE	SIZE	NOS.
1	SH-1	PLUMBING	9.25 x 1.00M	01
2	SH-2	PLUMBING	1.00 x 0.80M	01
3	SH-3	PLUMBING	4.80 x 1.00M	01
4	SH-4	PLUMBING	0.80 x 1.50M	02
5	SH-5	PLUMBING	0.80 x 0.90M	01
6	SH-6	PLUMBING	1.00 x 0.80M	01
7	SH-7	PLUMBING	2.15 x 0.80M	01
8	SH-8	PLUMBING	0.80 x 1.50M	01
9	SH-9	PLUMBING	1.50 x 0.80M	01
10	SH-10	LOBBY PRESSURIZATION	1.50 x 0.80M	01
11	SH-11	LOBBY PRESSURIZATION	1.65 x 2.35M	01
12	SH-12	LOBBY PRESSURIZATION	2.95 x 1.10M	01
13	SH-13	LOBBY PRESSURIZATION	2.97 x 1.10M	01
14	SH-14	LOBBY PRESSURIZATION	1.50 x 2.70M	01
15	SH-15	STAIRCASE PRESSURIZATION	2.90 x 1.00M	01
16	SH-16	STAIRCASE PRESSURIZATION	1.65 x 2.05M	01
17	SH-17	STAIRCASE PRESSURIZATION	2.20 x 1.10M	01
18	SH-18	STAIRCASE PRESSURIZATION	2.75 x 1.10M	01
19	SH-19	STAIRCASE PRESSURIZATION	1.00 x 2.70M	01
20	SH-20	STAIRCASE PRESSURIZATION	1.50 x 2.70M	01
21	SH-21	FHC	0.80 x 1.50M	10
22	SH-22	FHC	1.00 x 1.50M	02
23	SH-23	FHC	0.70 x 1.90M	01
24	SH-24	AHU (HVAC)	4.80 x 0.80M	01
25	SH-25	AHU (HVAC)	1.00 x 1.50M	01
26	SH-26	AHU (HVAC)	1.50 x 0.80M	01
27	SH-27	LV (ELECTRICAL)	0.80 x 1.50M	03
28	SH-28	LV (ELECTRICAL)	1.00 x 1.50M	02
29	SH-29	ELECTRICAL	0.80 x 0.60M	01
30	SH-30	ELECTRICAL	2.90 x 0.90M	01
31	SH-31	ELECTRICAL	1.00 x 4.25M	01
32	SH-32	ELECTRICAL	1.00 x 7.80M	01
33	SH-33	BASEMENT VENTILATION	1.18 x 4.24M	01
34	SH-34	BASEMENT VENTILATION	8.68 x 1.18M	02
35	SH-35	BASEMENT VENTILATION	1.18 x 8.68M	02
36	SH-36	BASEMENT VENTILATION	6.5 x 1.18M	01
37	SH-37	COOLING TOWER	1.42 x 7.53M	01
38	SH-38	PLUMBING	1.00 x 0.70M	01
39	SH-39	PLUMBING	1.00 x 0.80M	01
40	SH-40	PLUMBING	1.50 x 0.80M	03
41	SH-41	PLUMBING	3.20 x 0.80M	10
42	SH-42	PLUMBING	2.30 x 0.80M	01
43	SH-43	STAIRCASE PRESSURIZATION	1.50 x 0.80M	02

STAIRCASE LEGEND	
1	ST-1 Staircase in lobby
2	ST-2 Staircase in lobby
3	ST-3 Staircase in lobby
4	ST-4 Staircase in lobby
5	ST-5 Staircase in lobby
6	ST-6 Staircase in lobby
7	ST-7 Fire Exit Staircase
8	ST-8 Fire Exit Staircase
9	ST-9 Fire Exit Staircase
10	ST-10 Fire Exit Staircase
11	ST-11 Staircase in lobby
12	ST-12 Basement Fire Exit Staircase
13	ST-13 Basement Fire Exit Staircase
14	ST-14 Basement Fire Exit Staircase
15	ST-15 Basement Fire Exit Staircase
16	ST-16 Basement Fire Exit Staircase
17	ST-17 Basement Fire Exit Staircase
18	ST-18 Basement Fire Exit Staircase
19	ST-19 Fire Exit Staircase
20	ST-20 Fire Exit Staircase
21	ST-21 Fire Exit Staircase

SL. NO.	TYPE	NOS.	WIDTH	HEIGHT	CILL	LINTEL	REMARKS
1.	D1	06	2400	2100	---	2100	
2.	D2	18	2000	2100	---	2100	
3.	D3	03	1500	2100	---	2100	
4.	D4	12	1000	2100	---	2100	
Total		39	Doors				



- NOTES:**
- ALL DIMENSIONS AND LEVELS ARE IN M., UNLESS OTHERWISE MENTIONED.
 - DRAWING SHALL NOT BE SCALED; ONLY WRITTEN DIMENSIONS SHALL BE FOLLOWED.
 - NO WORK SHALL START WITHOUT APPROVED GOOD-FOR-CONSTRUCTION DRAWING.
 - THIS IS THE CONCEPTUAL DRAWING AND DETAILED ENGINEERING DESIGN SHALL BE THE RESPONSIBILITY OF EXECUTING/ IMPLEMENTING AGENCIES.
 - ACQUISITION OF LAND FOR IMPLEMENTATION OF PROJECT SHALL BE THE RESPONSIBILITY OF EXECUTING/ IMPLEMENTING AGENCIES.
 - ALL REQUIRED STATUTORY CLEARANCES ARE TO BE OBTAINED BY THE EXECUTING/ IMPLEMENTING AGENCIES.
 - THE NECESSARY PERMISSION FOR CUTTING OF TREES SHALL BE OBTAINED BY THE EXECUTING/ IMPLEMENTING AGENCIES FROM CONCERNED DEPT. AS PER THE EXISTING POLICY.

STAGE II SUBMISSION

APPROVED BY: **NHSRCL**

SIGNATURE: _____ DATE: _____

PREPARED BY: **MITES LTD.**

SIGNATURE: _____ DATE: _____

TITLE: **SABARMATI HSR TERMINAL**

PROJECT: **MUMBAI - AHMEDABAD HIGH SPEED RAIL PROJECT**

OWNER: NHSRCL, Asia Bhawan, 2nd Floor, Sector 9, Dwarka, Delhi - 110077

CONSULTANT: MITES Bhawan, Plot No.1, Sector 29, Gurugram - 122001

ARCHITECTS: DESIGN WORKSHOP, 100B - C Block, Kalkaji, New Delhi - 110019

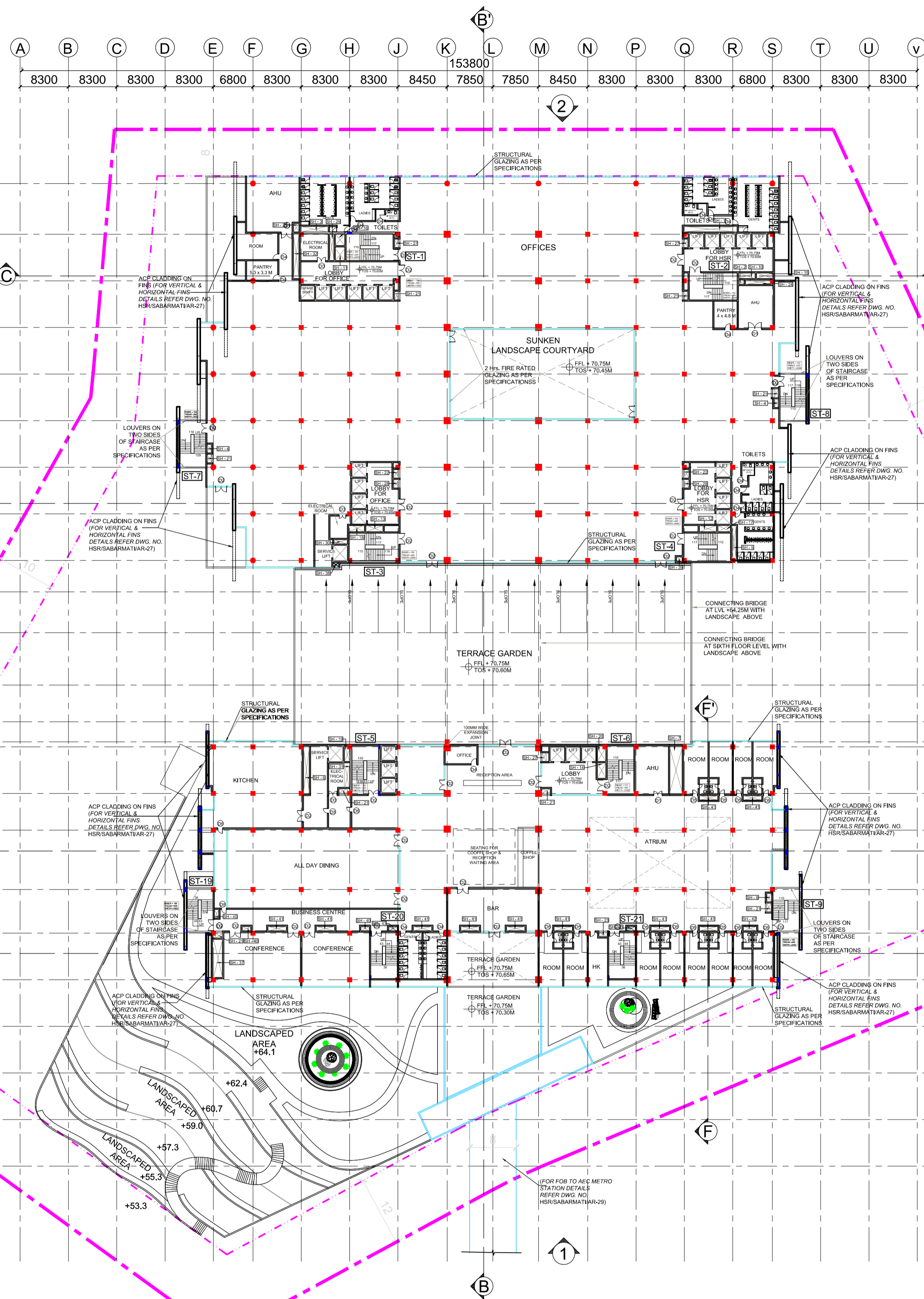
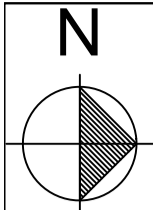
DWG TITLE: **THIRD FLOOR PLAN / PLAN AT + 64.10 M**

DWG NO: **HSR/SABARMATI/AR-06**

SCALE: **1:750**

REVISION: R1

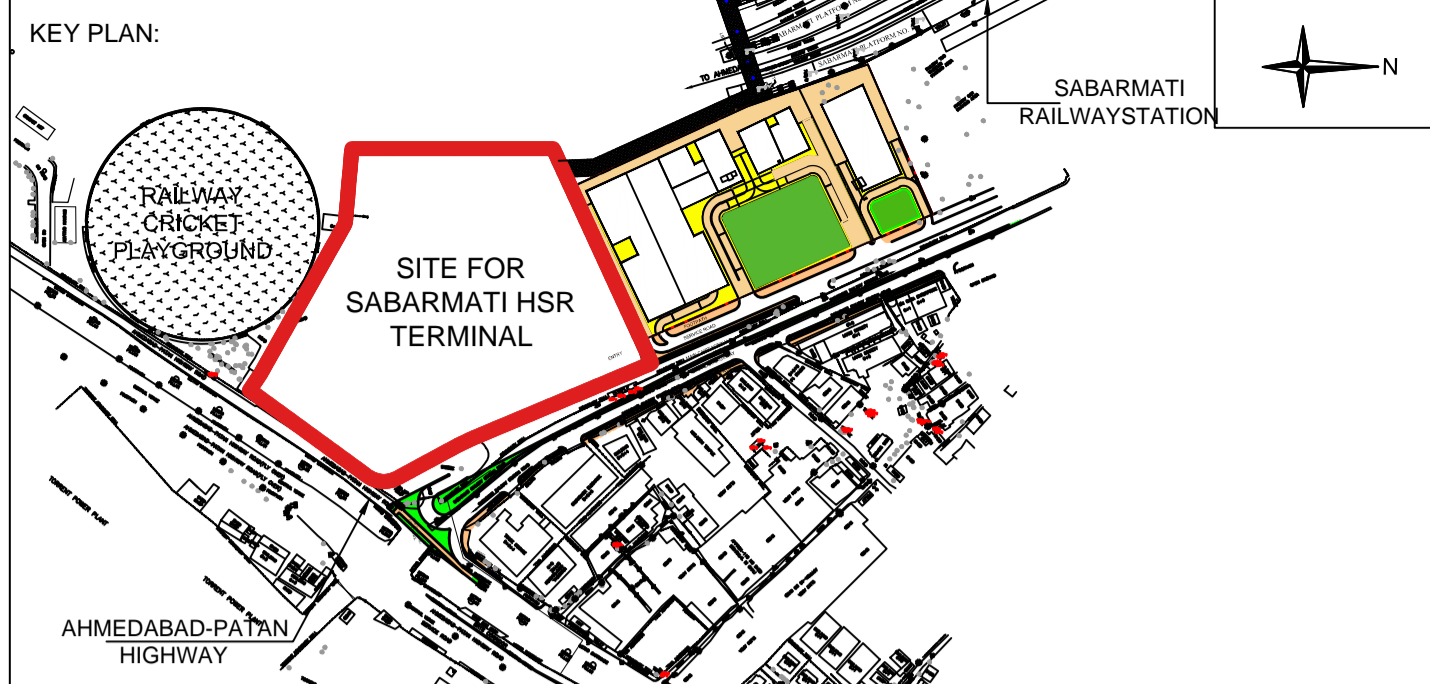
DATE: **21.06.2018**



FOURTH FLOOR PLAN

SCHEDULE OF SHAFTS

SH NO.	SHAFT TYPE	SIZE	NOS.
1	SH-1 PLUMBING	9.25 x 1.00M	01
2	SH-2 PLUMBING	1.00 x 0.80M	01
3	SH-3 PLUMBING	1.80 x 1.00M	01
4	SH-4 PLUMBING	0.80 x 1.50M	02
5	SH-5 PLUMBING	0.80 x 0.90M	01
6	SH-6 PLUMBING	1.00 x 0.90M	01
7	SH-7 PLUMBING	2.15 x 0.85M	01
8	SH-8 PLUMBING	0.80 x 1.50M	01
9	SH-9 PLUMBING	1.50 x 0.80M	01
10	SH-10 LOBBY PRESSURIZATION	1.50 x 0.80M	01
11	SH-11 LOBBY PRESSURIZATION	1.65 x 2.35M	01
12	SH-12 LOBBY PRESSURIZATION	2.95 x 1.10M	01
13	SH-13 LOBBY PRESSURIZATION	2.97 x 1.10M	01
14	SH-14 LOBBY PRESSURIZATION	1.50 x 2.70M	01
15	SH-15 STAIRCASE PRESSURIZATION	2.90 x 1.00M	01
16	SH-16 STAIRCASE PRESSURIZATION	1.65 x 2.05M	01
17	SH-17 STAIRCASE PRESSURIZATION	2.20 x 1.10M	01
18	SH-18 STAIRCASE PRESSURIZATION	2.75 x 1.10M	01
19	SH-19 STAIRCASE PRESSURIZATION	1.00 x 2.70M	01
20	SH-20 STAIRCASE PRESSURIZATION	1.50 x 2.70M	01
21	SH-21 FHC	0.80 x 1.50M	10
22	SH-22 FHC	1.00 x 1.50M	02
23	SH-23 FHC	0.70 x 1.90M	01
24	SH-24 AHU (HVAC)	4.80 x 0.80M	01
25	SH-25 AHU (HVAC)	1.00 x 1.50M	01
26	SH-26 AHU (HVAC)	1.50 x 0.80M	01
27	SH-27 LV (ELECTRICAL)	0.80 x 1.50M	03
28	SH-28 LV (ELECTRICAL)	1.00 x 1.50M	02
29	SH-29 ELECTRICAL	0.80 x 0.60M	01
30	SH-30 ELECTRICAL	2.90 x 0.80M	01
31	SH-31 ELECTRICAL	1.00 x 4.25M	01
32	SH-32 ELECTRICAL	1.00 x 7.80M	01
33	SH-33 BASEMENT VENTILATION	1.18 x 4.24M	01
34	SH-34 BASEMENT VENTILATION	8.68 x 1.18M	02
35	SH-35 BASEMENT VENTILATION	1.18 x 8.68M	02
36	SH-36 BASEMENT VENTILATION	6.5 x 1.18M	01
37	SH-37 COOLING TOWER	1.42 x 7.53M	01
38	SH-38 PLUMBING	1.00 x 0.75M	01
39	SH-39 PLUMBING	1.00 x 0.80M	01
40	SH-40 PLUMBING	1.50 x 0.80M	03
41	SH-41 PLUMBING	3.20 x 0.80M	10
42	SH-42 PLUMBING	2.30 x 0.80M	01
43	SH-43 STAIRCASE PRESSURIZATION	1.50 x 0.80M	02



- NOTES:**
- ALL DIMENSIONS AND LEVELS ARE IN M., UNLESS OTHERWISE MENTIONED.
 - DRAWING SHALL NOT BE SCALED; ONLY WRITTEN DIMENSIONS SHALL BE FOLLOWED.
 - NO WORK SHALL START WITHOUT APPROVED GOOD-FOR-CONSTRUCTION DRAWING.
 - THIS IS THE CONCEPTUAL DRAWING AND DETAILED ENGINEERING DESIGN SHALL BE THE RESPONSIBILITY OF EXECUTING/ IMPLEMENTING AGENCIES.
 - ACQUISITION OF LAND FOR IMPLEMENTATION OF PROJECT SHALL BE THE RESPONSIBILITY OF EXECUTING/ IMPLEMENTING AGENCIES.
 - ALL REQUIRED STATUTORY CLEARANCES ARE TO BE OBTAINED BY THE EXECUTING/ IMPLEMENTING AGENCIES.
 - THE NECESSARY PERMISSION FOR CUTTING OF TREES SHALL BE OBTAINED BY THE EXECUTING/ IMPLEMENTING AGENCIES FROM CONCERNED DEPT. AS PER THE EXISTING POLICY.

STAIRCASE LEGEND

1	ST-1	Staircase in lobby
2	ST-2	Staircase in lobby
3	ST-3	Staircase in lobby
4	ST-4	Staircase in lobby
5	ST-5	Staircase in lobby
6	ST-6	Staircase in lobby
7	ST-7	Fire Exit Staircase
8	ST-8	Fire Exit Staircase
9	ST-9	Fire Exit Staircase
10	ST-10	Fire Exit Staircase
11	ST-11	Staircase in lobby
12	ST-12	Basement Fire Exit Staircase
13	ST-13	Basement Fire Exit Staircase
14	ST-14	Basement Fire Exit Staircase
15	ST-15	Basement Fire Exit Staircase
16	ST-16	Basement Fire Exit Staircase
17	ST-17	Basement Fire Exit Staircase
18	ST-18	Basement Fire Exit Staircase
19	ST-19	Basement Fire Exit Staircase
20	ST-20	Fire Exit Staircase
21	ST-21	Fire Exit Staircase

BUILDING A

SCHEDULE OF DOORS

SL. NO.	TYPE	NOS.	WIDTH	HEIGHT	CILL	LINTEL	REMARKS
1.	D1	02	2400	2100	---	2100	
2.	D2	13	2000	2100	---	2100	
3.	D3	02	1500	2100	---	2100	
4.	D4	12	1000	2100	---	2100	
Total							29 Doors

BUILDING B

SCHEDULE OF DOORS

SL. NO.	TYPE	NOS.	WIDTH	HEIGHT	CILL	LINTEL	REMARKS
1.	D1	01	2400	2100	---	2100	
2.	D2	17	2000	2100	---	2100	
3.	D3	01	1500	2100	---	2100	
4.	D4	03	1000	2100	---	2100	
5.	D5	16	900	2100	---	2100	
Total							38 Doors

STAGE II SUBMISSION

APPROVED BY: **NHSRCL**

SIGNATURE: _____ DATE: _____

PREPARED BY: **MITES LTD.**

SIGNATURE: _____ DATE: _____

TITLE: **SABARMATI HSR TERMINAL**

PROJECT: **MUMBAI - AHMEDABAD HIGH SPEED RAIL PROJECT**

OWNER: **NHSRCL**, Asia Bhawan, 2nd Floor, Sector 9, Dwarka, Delhi - 110077

CONSULTANT: **RITES** THE INFRASTRUCTURE PEOPLE, RITES Bhawan, Plot No.1, Sector 29, Gurugram - 122001

ARCHITECTS: **W** DESIGN WORKSHOP, 100B - C Block, Kalkaji, New Delhi - 110019

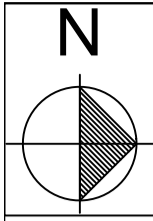
DWG TITLE: **FOURTH FLOOR PLAN / PLAN AT + 70.60 M**

DWG NO: **HSR/SABARMATI/AR-07**

SCALE: **1:750**

REVISION: R1

DATE: **21.06.2018**



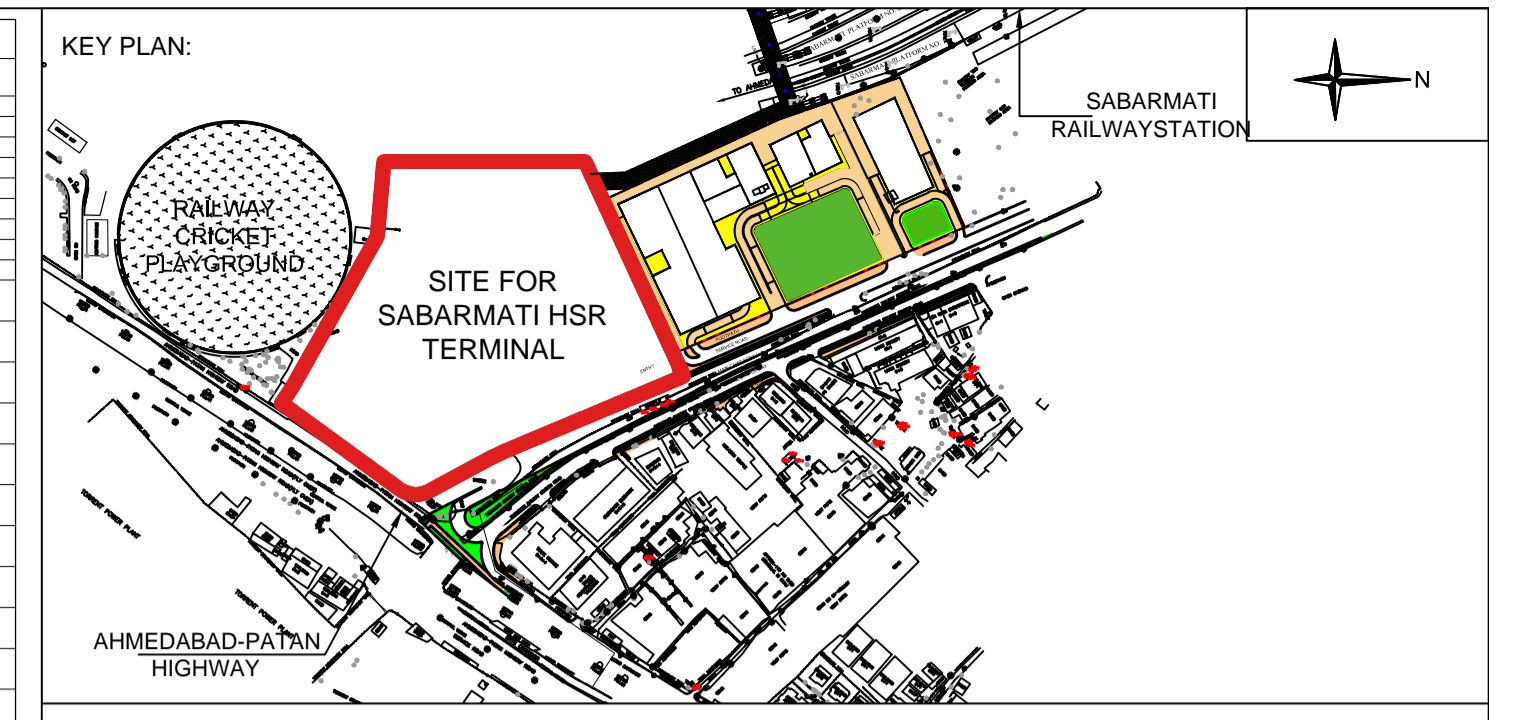
FIFTH FLOOR PLAN

SCHEDULE OF SHAFTS

SNO.	SHAFT	TYPE	SIZE	NOS.
1.	SH-1	PLUMBING	9.25 x 1.00M	01
2.	SH-2	PLUMBING	1.00 x 0.80M	01
3.	SH-3	PLUMBING	1.80 x 1.00M	01
4.	SH-4	PLUMBING	0.80 x 1.50M	02
5.	SH-5	PLUMBING	0.80 x 0.90M	01
6.	SH-6	PLUMBING	1.00 x 1.50M	01
7.	SH-7	PLUMBING	2.15 x 0.85M	01
8.	SH-8	PLUMBING	0.80 x 1.50M	01
9.	SH-9	PLUMBING	1.50 x 0.80M	01
10.	SH-10	LOBBY PRESSURIZATION	1.50 x 0.80M	01
11.	SH-11	LOBBY PRESSURIZATION	1.65 x 2.35M	01
12.	SH-12	LOBBY PRESSURIZATION	2.95 x 1.10M	01
13.	SH-13	LOBBY PRESSURIZATION	2.97 x 1.10M	01
14.	SH-14	LOBBY PRESSURIZATION	1.50 x 2.70M	01
15.	SH-15	STAIRCASE PRESSURIZATION	2.90 x 1.00M	01
16.	SH-16	STAIRCASE PRESSURIZATION	1.65 x 2.05M	01
17.	SH-17	STAIRCASE PRESSURIZATION	2.20 x 1.10M	01
18.	SH-18	STAIRCASE PRESSURIZATION	2.75 x 1.10M	01
19.	SH-19	STAIRCASE PRESSURIZATION	1.00 x 2.70M	01
20.	SH-20	STAIRCASE PRESSURIZATION	1.50 x 2.70M	01
21.	SH-21	FHC	0.80 x 1.50M	10
22.	SH-22	FHC	1.00 x 1.50M	02
23.	SH-23	FHC	0.70 x 1.90M	01
24.	SH-24	AHU (HVAC)	4.80 x 0.80M	01
25.	SH-25	AHU (HVAC)	1.00 x 1.50M	01
26.	SH-26	AHU (HVAC)	1.50 x 0.80M	01
27.	SH-27	LV (ELECTRICAL)	0.80 x 1.50M	03
28.	SH-28	LV (ELECTRICAL)	1.00 x 1.50M	02
29.	SH-29	ELECTRICAL	0.80 x 0.60M	01
30.	SH-30	ELECTRICAL	2.30 x 0.90M	01
31.	SH-31	ELECTRICAL	1.00 x 4.25M	01
32.	SH-32	ELECTRICAL	1.00 x 7.80M	01
33.	SH-33	BASEMENT VENTILATION	1.18 x 4.24M	01
34.	SH-34	BASEMENT VENTILATION	8.68 x 1.18M	02
35.	SH-35	BASEMENT VENTILATION	1.18 x 8.68M	02
36.	SH-36	BASEMENT VENTILATION	6.5 x 1.18M	01
37.	SH-37	COOLING TOWER	1.42 x 7.53M	01
38.	SH-38	PLUMBING	1.00 x 0.75M	01
39.	SH-39	PLUMBING	1.00 x 0.80M	01
40.	SH-40	PLUMBING	1.50 x 0.80M	03
41.	SH-41	PLUMBING	3.20 x 0.90M	10
42.	SH-42	PLUMBING	2.30 x 0.80M	01
43.	SH-43	STAIRCASE PRESSURIZATION	1.50 x 0.80M	02

STAIRCASE LEGEND

1.	ST-1	Staircase in lobby
2.	ST-2	Staircase in lobby
3.	ST-3	Staircase in lobby
4.	ST-4	Staircase in lobby
5.	ST-5	Staircase in lobby
6.	ST-6	Staircase in lobby
7.	ST-7	Fire Exit Staircase
8.	ST-8	Fire Exit Staircase
9.	ST-9	Fire Exit Staircase
10.	ST-10	Fire Exit Staircase
11.	ST-11	Staircase in lobby
12.	ST-12	Basement Fire Exit Staircase
13.	ST-13	Basement Fire Exit Staircase
14.	ST-14	Basement Fire Exit Staircase
15.	ST-15	Basement Fire Exit Staircase
16.	ST-16	Basement Fire Exit Staircase
17.	ST-17	Basement Fire Exit Staircase
18.	ST-18	Basement Fire Exit Staircase
19.	ST-19	Fire Exit Staircase
20.	ST-20	Fire Exit Staircase
21.	ST-21	Fire Exit Staircase



- NOTES:**
- ALL DIMENSIONS AND LEVELS ARE IN M., UNLESS OTHERWISE MENTIONED.
 - DRAWING SHALL NOT BE SCALED; ONLY WRITTEN DIMENSIONS SHALL BE FOLLOWED.
 - NO WORK SHALL START WITHOUT APPROVED GOOD-FOR-CONSTRUCTION DRAWING.
 - THIS IS THE CONCEPTUAL DRAWING AND DETAILED ENGINEERING DESIGN SHALL BE THE RESPONSIBILITY OF EXECUTING/ IMPLEMENTING AGENCIES.
 - ACQUISITION OF LAND FOR IMPLEMENTATION OF PROJECT SHALL BE THE RESPONSIBILITY OF EXECUTING/ IMPLEMENTING AGENCIES.
 - ALL REQUIRED STATUTORY CLEARANCES ARE TO BE OBTAINED BY THE EXECUTING/ IMPLEMENTING AGENCIES.
 - THE NECESSARY PERMISSION FOR CUTTING OF TREES SHALL BE OBTAINED BY THE EXECUTING/ IMPLEMENTING AGENCIES FROM CONCERNED DEPT. AS PER THE EXISTING POLICY.

BUILDING A

SCHEDULE OF DOORS

SL. NO.	TYPE	NOS.	WIDTH	HEIGHT	CILL	LINTEL	REMARKS
1.	D1	02	2400	2100	---	2100	
2.	D2	11	2000	2100	---	2100	
3.	D3	02	1500	2100	---	2100	
4.	D4	12	1000	2100	---	2100	
Total		27					Doors

BUILDING B

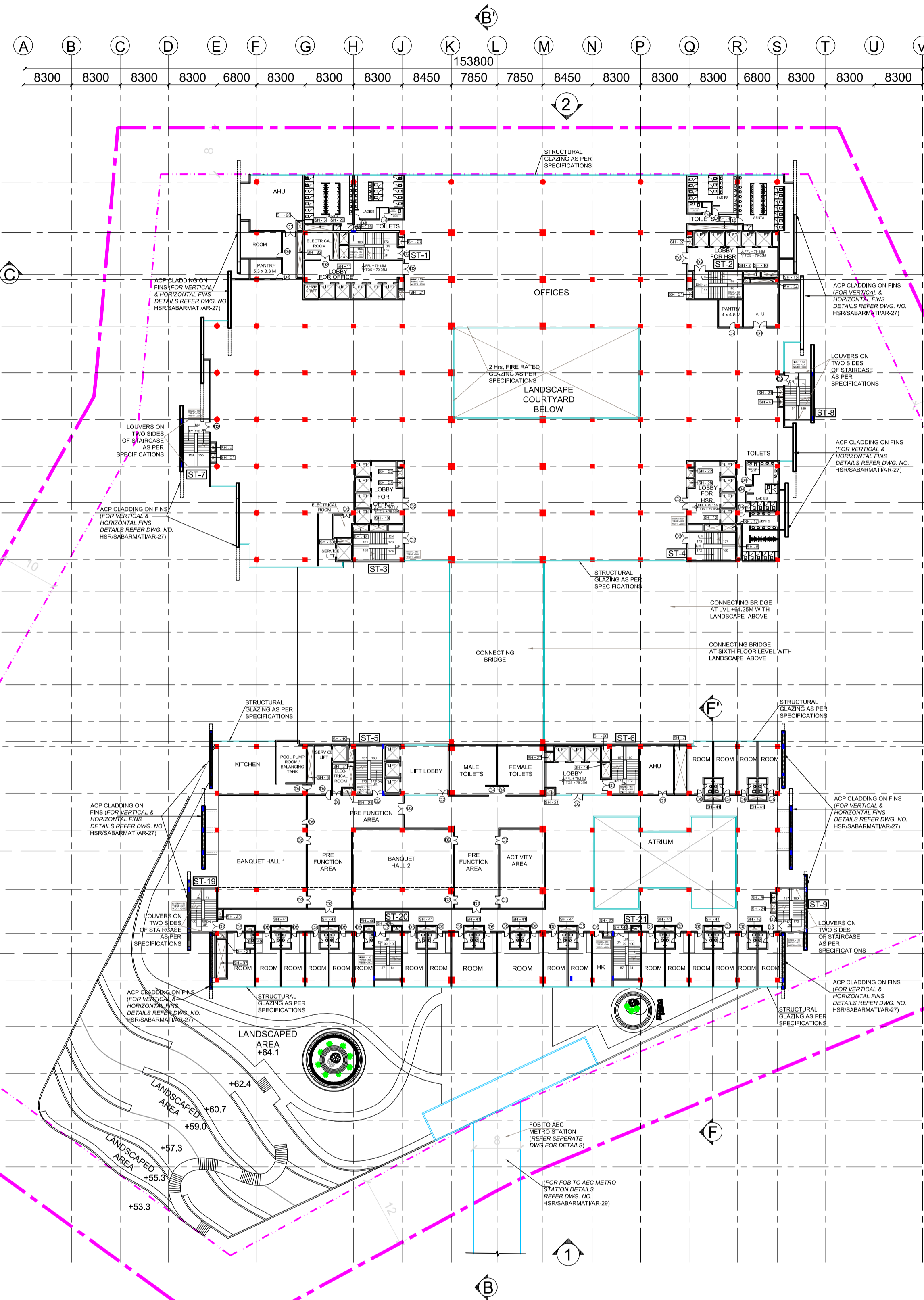
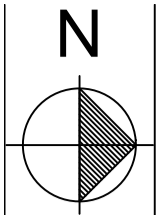
SCHEDULE OF DOORS

SL. NO.	TYPE	NOS.	WIDTH	HEIGHT	CILL	LINTEL	REMARKS
1.	D1	01	2400	2100	---	2100	
2.	D2	13	2000	2100	---	2100	
3.	D3	01	1500	2100	---	2100	
4.	D5	26	900	2100	---	2100	
Total		41					Doors

STAGE II SUBMISSION

APPROVED BY:		NHSRCL	
SIGNATURE	DATE:	SIGNATURE	DATE:
PREPARED BY:		RITES LTD.	
SIGNATURE	DATE:	SIGNATURE	DATE:
TITLE:			

PROJECT : MUMBAI - AHMEDABAD HIGH SPEED RAIL PROJECT			
OWNER :	NHSRCL, Asia Bhawan, 2nd Floor, Sector 9, Dwarka, Delhi - 110077		
CONSULTANT :	RITES THE INFRASTRUCTURE PEOPLE, RITES Bhawan, Plot No.1, Sector 29, Gurugram - 122001		
ARCHITECTS :	DESIGN WORKSHOP, 100B - C Block, Kalkaji, New Delhi - 110019		
DWG TITLE : FIFTH FLOOR PLAN / PLAN AT + 74.80 M		REVISION: R1	
DWG NO : HSR/SABARMATI/AR-08		DATE: 21.06.2018	
SCALE : 1:750			



SIXTH FLOOR PLAN

SHD	SHAFT	TYPE	SIZE	NOS.
1	SH-1	PLUMBING	0.25 x 1.00M	01
2	SH-2	PLUMBING	1.00 x 0.80M	01
3	SH-3	PLUMBING	1.80 x 1.50M	01
4	SH-4	PLUMBING	0.80 x 1.50M	02
5	SH-5	PLUMBING	0.80 x 0.50M	01
6	SH-6	PLUMBING	1.00 x 0.50M	01
7	SH-7	PLUMBING	2.15 x 0.35M	01
8	SH-8	PLUMBING	1.50 x 1.50M	01
9	SH-9	PLUMBING	1.50 x 0.80M	01
10	SH-10	LOBBY PRESSURIZATION	1.50 x 0.80M	01
11	SH-11	LOBBY PRESSURIZATION	1.65 x 2.35M	01
12	SH-12	LOBBY PRESSURIZATION	2.95 x 1.10M	01
13	SH-13	LOBBY PRESSURIZATION	2.97 x 1.10M	01
14	SH-14	LOBBY PRESSURIZATION	1.50 x 2.70M	01
15	SH-15	STAIRCASE PRESSURIZATION	2.90 x 1.00M	01
16	SH-16	STAIRCASE PRESSURIZATION	1.65 x 2.05M	01
17	SH-17	STAIRCASE PRESSURIZATION	2.20 x 1.10M	01
18	SH-18	STAIRCASE PRESSURIZATION	2.75 x 1.10M	01
19	SH-19	STAIRCASE PRESSURIZATION	1.00 x 2.70M	01
20	SH-20	STAIRCASE PRESSURIZATION	1.50 x 2.70M	01
21	SH-21	FHC	0.80 x 1.50M	10
22	SH-22	FHC	1.00 x 0.72M	01
23	SH-23	FHC	0.70 x 1.90M	01
24	SH-24	AHU (HVAC)	4.80 x 0.80M	01
25	SH-25	AHU (HVAC)	1.50 x 1.50M	01
26	SH-26	AHU (HVAC)	1.50 x 0.80M	01
27	SH-27	LV (ELECTRICAL)	0.80 x 1.50M	03
28	SH-28	LV (ELECTRICAL)	1.00 x 1.50M	02
29	SH-29	ELECTRICAL	0.80 x 4.60M	01
30	SH-30	ELECTRICAL	2.30 x 0.80M	01
31	SH-31	ELECTRICAL	1.00 x 4.25M	01
32	SH-32	ELECTRICAL	1.00 x 7.80M	01
33	SH-33	ELECTRICAL	1.18 x 4.24M	01
34	SH-34	BASEMENT VENTILATION	8.68 x 1.18M	02
35	SH-35	BASEMENT VENTILATION	1.18 x 8.68M	02
36	SH-36	BASEMENT VENTILATION	6.5 x 1.18M	01
37	SH-37	COOLING TOWER	0.42 x 7.53M	01
38	SH-38	PLUMBING	1.00 x 0.72M	01
39	SH-39	PLUMBING	1.00 x 0.60M	01
40	SH-40	PLUMBING	1.50 x 0.80M	03
41	SH-41	PLUMBING	3.20 x 0.80M	10
42	SH-42	PLUMBING	2.30 x 0.80M	01
43	SH-43	STAIRCASE PRESSURIZATION	1.50 x 0.80M	02

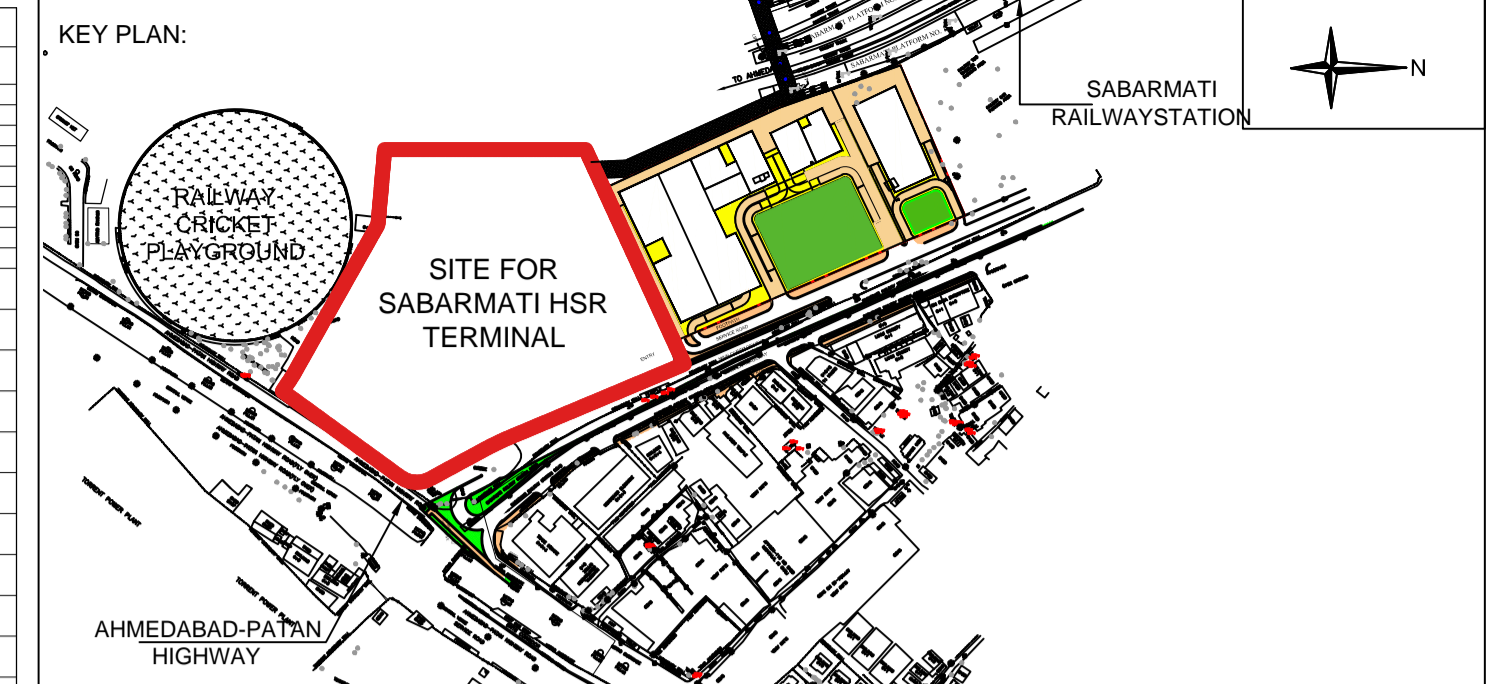
STAIRCASE	LEGEND
1	ST-1 Staircase in lobby
2	ST-2 Staircase in lobby
3	ST-3 Staircase in lobby
4	ST-4 Staircase in lobby
5	ST-5 Staircase in lobby
6	ST-6 Staircase in lobby
7	ST-7 Fire Exit Staircase
8	ST-8 Fire Exit Staircase
9	ST-9 Fire Exit Staircase
10	ST-10 Fire Exit Staircase
11	ST-11 Staircase in lobby
12	ST-12 Basement Fire Exit Staircase
13	ST-13 Basement Fire Exit Staircase
14	ST-14 Basement Fire Exit Staircase
15	ST-15 Basement Fire Exit Staircase
16	ST-16 Basement Fire Exit Staircase
17	ST-17 Basement Fire Exit Staircase
18	ST-18 Basement Fire Exit Staircase
19	ST-19 Fire Exit Staircase
20	ST-20 Fire Exit Staircase
21	ST-21 Fire Exit Staircase

BUILDING A

SL. NO.	TYPE	NOS.	WIDTH	HEIGHT	CILL	LINTEL	REMARKS
1.	D1	02	2400	2100	---	2100	
2.	D2	10	2000	2100	---	2100	
3.	D3	02	1500	2100	---	2100	
4.	D4	12	1000	2100	---	2100	
Total		26					Doors

BUILDING B

SL. NO.	TYPE	NOS.	WIDTH	HEIGHT	CILL	LINTEL	REMARKS
1.	D1	01	2400	2100	---	2100	
2.	D2	14	2000	2100	---	2100	
3.	D3	04	1500	2100	---	2100	
4.	D4	04	1000	2100	---	2100	
5.	D5	26	900	2100	---	2100	
Total		49					Doors



- NOTES:**
1. ALL DIMENSIONS AND LEVELS ARE IN M., UNLESS OTHERWISE MENTIONED.
 2. DRAWING SHALL NOT BE SCALED; ONLY WRITTEN DIMENSIONS SHALL BE FOLLOWED.
 3. NO WORK SHALL START WITHOUT APPROVED GOOD-FOR-CONSTRUCTION DRAWING.
 4. THIS IS THE CONCEPTUAL DRAWING AND DETAILED ENGINEERING DESIGN SHALL BE THE RESPONSIBILITY OF EXECUTING/ IMPLEMENTING AGENCIES.
 5. ACQUISITION OF LAND FOR IMPLEMENTATION OF PROJECT SHALL BE THE RESPONSIBILITY OF EXECUTING/ IMPLEMENTING AGENCIES.
 6. ALL REQUIRED STATUTORY CLEARANCES ARE TO BE OBTAINED BY THE EXECUTING/ IMPLEMENTING AGENCIES.
 7. THE NECESSARY PERMISSION FOR CUTTING OF TREES SHALL BE OBTAINED BY THE EXECUTING/ IMPLEMENTING AGENCIES FROM CONCERNED DEPT. AS PER THE EXISTING POLICY.

STAGE II SUBMISSION

APPROVED BY: **NHSRCL**

SIGNATURE: _____ DATE: _____

PREPARED BY: **MITES LTD.**

SIGNATURE: _____ DATE: _____

TITLE: **SABARMATI HSR TERMINAL**

PROJECT: **MUMBAI - AHMEDABAD HIGH SPEED RAIL PROJECT**

OWNER: NHSRCL, Asia Bhawan, 2nd Floor, Sector 9, Dwarka, Delhi - 110077

CONSULTANT: MITES THE INFRASTRUCTURE PEOPLE, RITES Bhawan, Plot No.1, Sector 29, Gurugram - 122001

ARCHITECTS: DESIGN WORKSHOP, 100B - C Block, Kalkaji, New Delhi - 110019

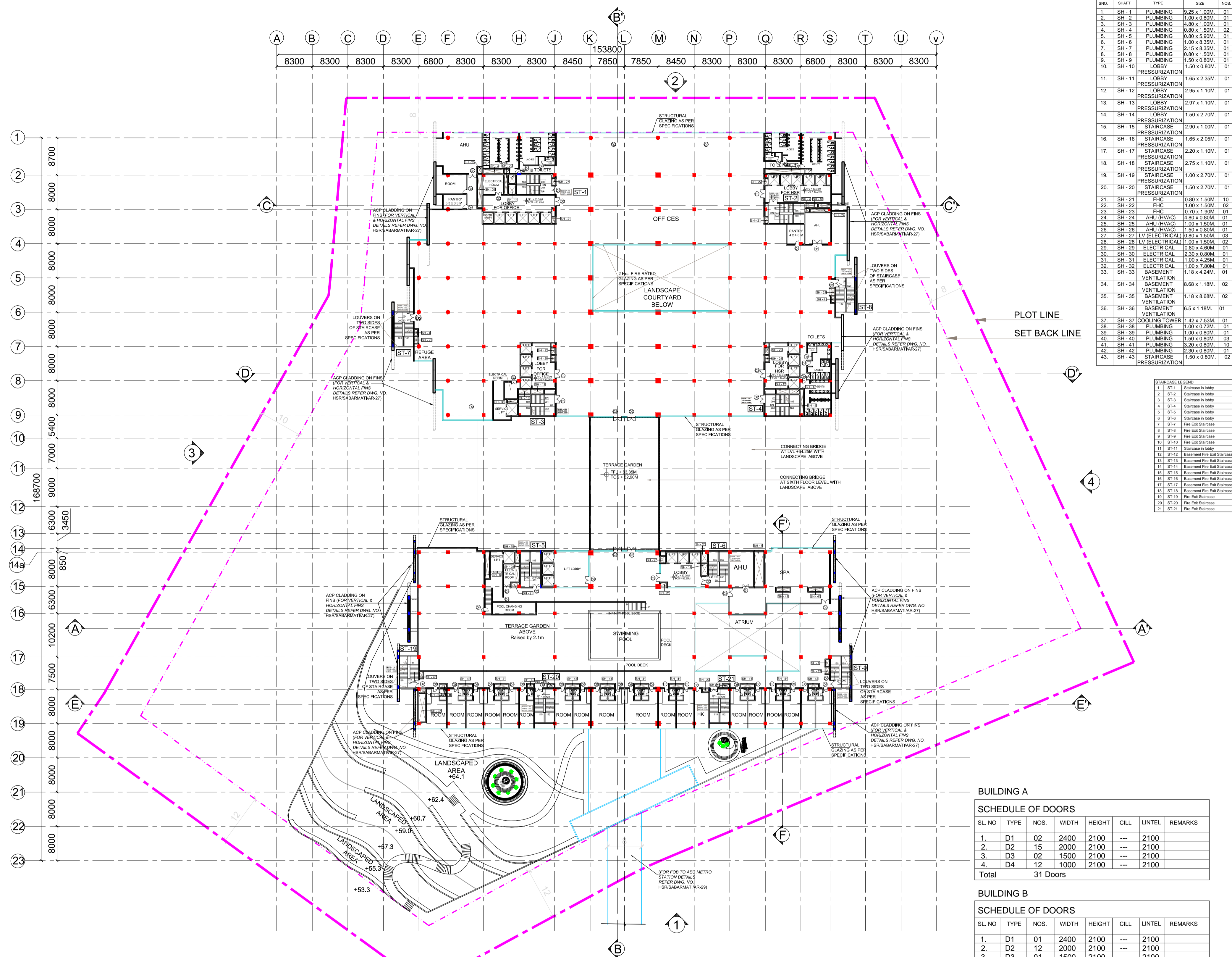
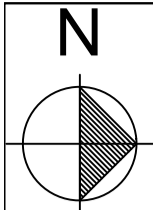
DWG TITLE: **SIXTH FLOOR PLAN / PLAN AT + 79.00 M**

DWG NO: **HSR/SABARMATI/AR-09**

SCALE: **1:750**

REVISION: R1

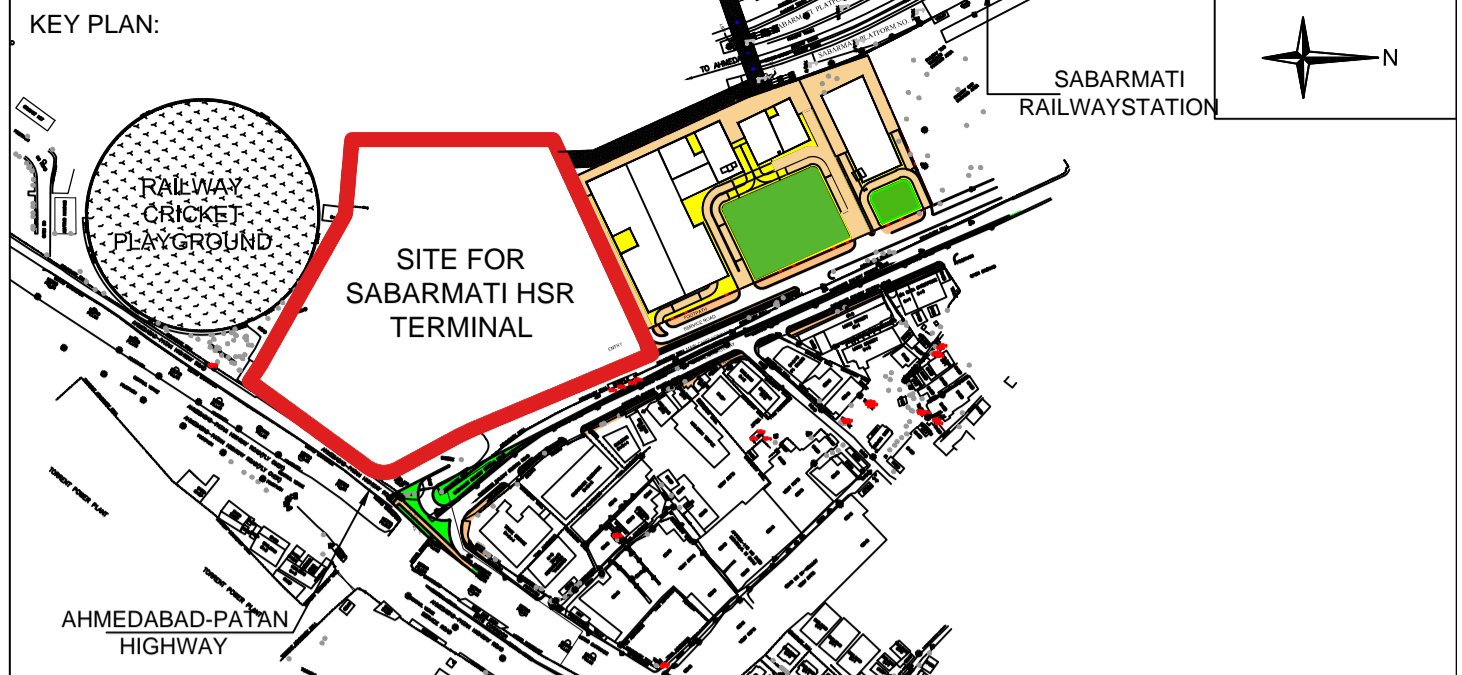
DATE: **21.06.2018**



SEVENTH FLOOR PLAN

SNO	SHAFT	TYPE	SIZE	NOS.
1	SH-1	PLUMBING	9.25 x 1.00M	01
2	SH-2	PLUMBING	1.00 x 0.80M	01
3	SH-3	PLUMBING	2.80 x 1.00M	01
4	SH-4	PLUMBING	0.80 x 1.50M	02
5	SH-5	PLUMBING	0.80 x 0.90M	01
6	SH-6	PLUMBING	1.00 x 1.50M	01
7	SH-7	PLUMBING	2.15 x 0.85M	01
8	SH-8	PLUMBING	0.80 x 1.50M	01
9	SH-9	PLUMBING	1.50 x 0.80M	01
10	SH-10	LOBBY PRESSURIZATION	1.50 x 0.80M	01
11	SH-11	LOBBY PRESSURIZATION	1.65 x 2.35M	01
12	SH-12	LOBBY PRESSURIZATION	2.95 x 1.10M	01
13	SH-13	LOBBY PRESSURIZATION	2.97 x 1.10M	01
14	SH-14	LOBBY PRESSURIZATION	1.50 x 2.70M	01
15	SH-15	STAIRCASE PRESSURIZATION	2.90 x 1.00M	01
16	SH-16	STAIRCASE PRESSURIZATION	1.65 x 2.05M	01
17	SH-17	STAIRCASE PRESSURIZATION	2.20 x 1.10M	01
18	SH-18	STAIRCASE PRESSURIZATION	2.75 x 1.10M	01
19	SH-19	STAIRCASE PRESSURIZATION	1.00 x 2.70M	01
20	SH-20	STAIRCASE PRESSURIZATION	1.50 x 2.70M	01
21	SH-21	FHC	0.80 x 1.50M	10
22	SH-22	FHC	1.00 x 1.50M	02
23	SH-23	FHC	0.70 x 1.50M	01
24	SH-24	AHU (HVAC)	4.80 x 0.80M	01
25	SH-25	AHU (HVAC)	1.00 x 1.50M	01
26	SH-26	AHU (HVAC)	1.50 x 0.80M	01
27	SH-27	LV (ELECTRICAL)	0.80 x 1.50M	03
28	SH-28	LV (ELECTRICAL)	1.00 x 1.50M	02
29	SH-29	ELECTRICAL	0.80 x 4.60M	01
30	SH-30	ELECTRICAL	2.30 x 0.80M	01
31	SH-31	ELECTRICAL	1.00 x 4.25M	01
32	SH-32	ELECTRICAL	1.00 x 7.80M	01
33	SH-33	BASEMENT VENTILATION	1.18 x 4.24M	01
34	SH-34	BASEMENT VENTILATION	8.68 x 1.18M	02
35	SH-35	BASEMENT VENTILATION	1.18 x 8.68M	02
36	SH-36	BASEMENT VENTILATION	6.5 x 1.18M	01
37	SH-37	COOLING TOWER	1.42 x 7.53M	01
38	SH-38	PLUMBING	1.00 x 0.75M	01
39	SH-39	PLUMBING	1.00 x 0.80M	01
40	SH-40	PLUMBING	1.50 x 0.80M	03
41	SH-41	PLUMBING	3.20 x 0.80M	10
42	SH-42	PLUMBING	2.30 x 0.80M	01
43	SH-43	STAIRCASE PRESSURIZATION	1.50 x 0.80M	02

SNO	STAIRCASE	TYPE	SIZE	NOS.
1	ST-1	Staircase in lobby		
2	ST-2	Staircase in lobby		
3	ST-3	Staircase in lobby		
4	ST-4	Staircase in lobby		
5	ST-5	Staircase in lobby		
6	ST-6	Staircase in lobby		
7	ST-7	Fire Exit Staircase		
8	ST-8	Fire Exit Staircase		
9	ST-9	Fire Exit Staircase		
10	ST-10	Fire Exit Staircase		
11	ST-11	Staircase in lobby		
12	ST-12	Basement Fire Exit Staircase		
13	ST-13	Basement Fire Exit Staircase		
14	ST-14	Basement Fire Exit Staircase		
15	ST-15	Basement Fire Exit Staircase		
16	ST-16	Basement Fire Exit Staircase		
17	ST-17	Basement Fire Exit Staircase		
18	ST-18	Basement Fire Exit Staircase		
19	ST-19	Fire Exit Staircase		
20	ST-20	Fire Exit Staircase		
21	ST-21	Fire Exit Staircase		



- NOTES:**
- ALL DIMENSIONS AND LEVELS ARE IN M., UNLESS OTHERWISE MENTIONED.
 - DRAWING SHALL NOT BE SCALED; ONLY WRITTEN DIMENSIONS SHALL BE FOLLOWED.
 - NO WORK SHALL START WITHOUT APPROVED GOOD-FOR-CONSTRUCTION DRAWING.
 - THIS IS THE CONCEPTUAL DRAWING AND DETAILED ENGINEERING DESIGN SHALL BE THE RESPONSIBILITY OF EXECUTING/ IMPLEMENTING AGENCIES.
 - ACQUISITION OF LAND FOR IMPLEMENTATION OF PROJECT SHALL BE THE RESPONSIBILITY OF EXECUTING/ IMPLEMENTING AGENCIES.
 - ALL REQUIRED STATUTORY CLEARANCES ARE TO BE OBTAINED BY THE EXECUTING/ IMPLEMENTING AGENCIES.
 - THE NECESSARY PERMISSION FOR CUTTING OF TREES SHALL BE OBTAINED BY THE EXECUTING/ IMPLEMENTING AGENCIES FROM CONCERNED DEPT. AS PER THE EXISTING POLICY.

BUILDING A

SCHEDULE OF DOORS

SL. NO	TYPE	NOS.	WIDTH	HEIGHT	CILL	LINTEL	REMARKS
1.	D1	02	2400	2100	---	2100	
2.	D2	15	2000	2100	---	2100	
3.	D3	02	1500	2100	---	2100	
4.	D4	12	1000	2100	---	2100	
Total							31 Doors

BUILDING B

SCHEDULE OF DOORS

SL. NO	TYPE	NOS.	WIDTH	HEIGHT	CILL	LINTEL	REMARKS
1.	D1	01	2400	2100	---	2100	
2.	D2	12	2000	2100	---	2100	
3.	D3	01	1500	2100	---	2100	
4.	D4	02	1000	2100	---	2100	
5.	D5	21	900	2100	---	2100	
Total							37 Doors

STAGE II SUBMISSION

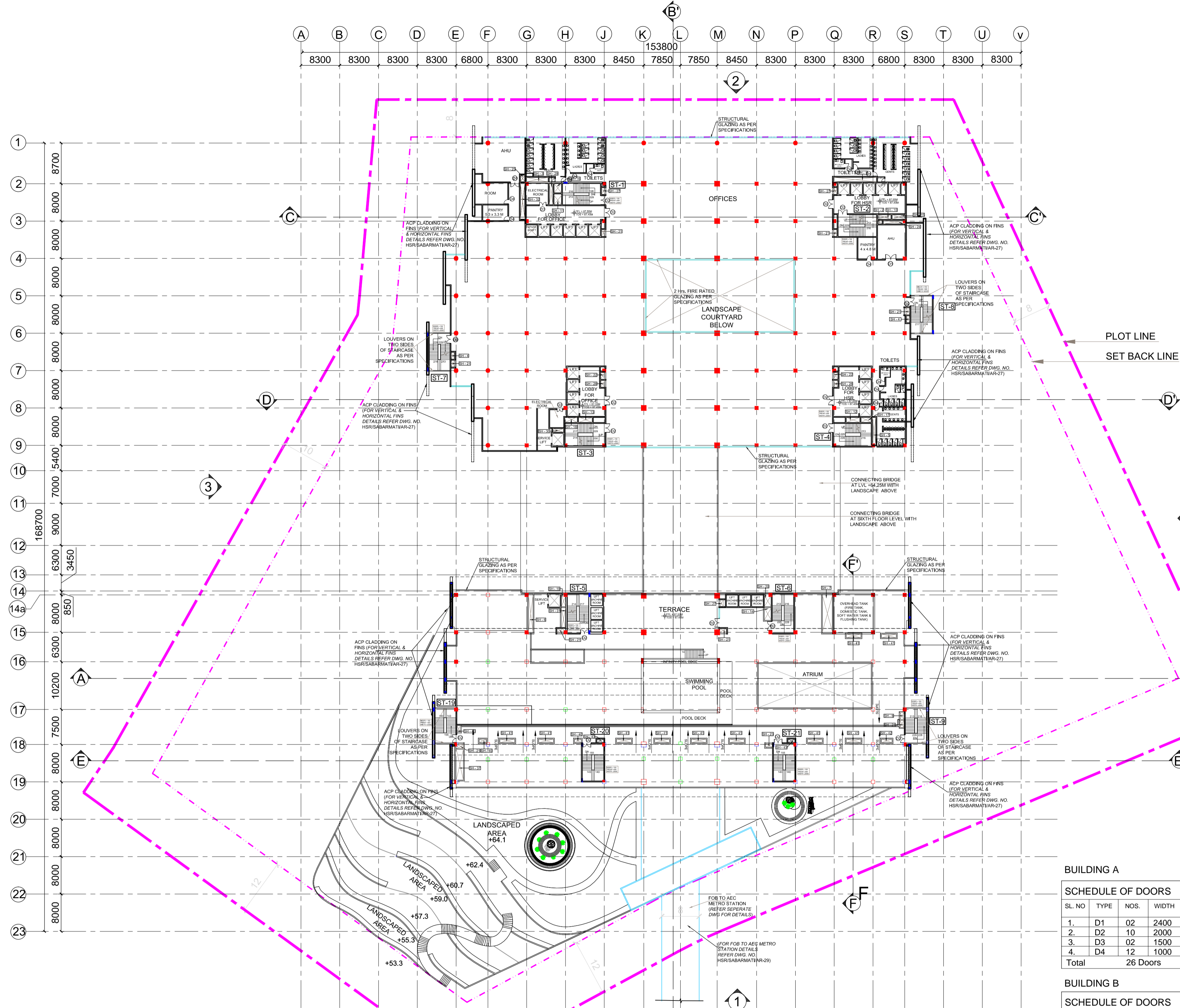
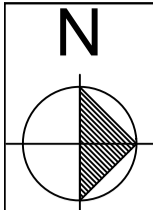
APPROVED BY: **NHSRCL**

SIGNATURE: _____ DATE: _____ SIGNATURE: _____ DATE: _____

PREPARED BY: **MITES LTD.**

SIGNATURE: _____ DATE: _____ SIGNATURE: _____ DATE: _____ SIGNATURE: _____ DATE: _____

TITLE: _____



EIGHTH FLOOR PLAN

SCHEDULE OF SHAFTS

SNO.	SHAFT	TYPE	SIZE	NOS.
1.	SH-1	PLUMBING	9.25 x 1.00M	01
2.	SH-2	PLUMBING	1.00 x 0.80M	01
3.	SH-3	PLUMBING	1.80 x 1.50M	01
4.	SH-4	PLUMBING	0.80 x 1.50M	02
5.	SH-5	PLUMBING	0.80 x 0.80M	01
6.	SH-6	PLUMBING	1.00 x 1.50M	01
7.	SH-7	PLUMBING	2.15 x 8.35M	01
8.	SH-8	PLUMBING	0.80 x 1.50M	01
9.	SH-9	PLUMBING	1.50 x 0.80M	01
10.	SH-10	LOBBY PRESSURIZATION	1.50 x 0.80M	01
11.	SH-11	LOBBY PRESSURIZATION	1.65 x 2.35M	01
12.	SH-12	LOBBY PRESSURIZATION	2.95 x 1.10M	01
13.	SH-13	LOBBY PRESSURIZATION	2.97 x 1.10M	01
14.	SH-14	LOBBY PRESSURIZATION	1.50 x 2.70M	01
15.	SH-15	STAIRCASE PRESSURIZATION	2.90 x 1.00M	01
16.	SH-16	STAIRCASE PRESSURIZATION	1.65 x 2.00M	01
17.	SH-17	STAIRCASE PRESSURIZATION	2.20 x 1.10M	01
18.	SH-18	STAIRCASE PRESSURIZATION	2.75 x 1.10M	01
19.	SH-19	STAIRCASE PRESSURIZATION	1.00 x 2.70M	01
20.	SH-20	STAIRCASE PRESSURIZATION	1.50 x 2.70M	01
21.	SH-21	FHC	0.80 x 1.50M	10
22.	SH-22	FHC	1.00 x 1.50M	02
23.	SH-23	FHC	0.70 x 1.90M	01
24.	SH-24	AHU (HVAC)	4.80 x 0.80M	01
25.	SH-25	AHU (HVAC)	1.00 x 1.50M	01
26.	SH-26	AHU (HVAC)	1.50 x 0.80M	01
27.	SH-27	LV (ELECTRICAL)	0.80 x 1.50M	03
28.	SH-28	LV (ELECTRICAL)	1.00 x 1.50M	02
29.	SH-29	ELECTRICAL	0.80 x 4.00M	01
30.	SH-30	ELECTRICAL	2.90 x 0.80M	01
31.	SH-31	ELECTRICAL	1.00 x 4.25M	01
32.	SH-32	ELECTRICAL	1.00 x 7.80M	01
33.	SH-33	BASEMENT VENTILATION	1.18 x 4.24M	01
34.	SH-34	BASEMENT VENTILATION	8.68 x 1.18M	02
35.	SH-35	BASEMENT VENTILATION	1.18 x 8.68M	02
36.	SH-36	BASEMENT VENTILATION	6.5 x 1.18M	01
37.	SH-37	COOLING TOWER	1.42 x 7.53M	01
38.	SH-38	PLUMBING	1.00 x 0.72M	01
39.	SH-39	PLUMBING	1.00 x 0.80M	01
40.	SH-40	PLUMBING	1.50 x 0.80M	03
41.	SH-41	PLUMBING	3.30 x 0.80M	10
42.	SH-42	PLUMBING	2.30 x 0.80M	01
43.	SH-43	STAIRCASE PRESSURIZATION	1.50 x 0.80M	02

STAIRCASE LEGEND

1.	ST-1	Staircase in lobby
2.	ST-2	Staircase in lobby
3.	ST-3	Staircase in lobby
4.	ST-4	Staircase in lobby
5.	ST-5	Staircase in lobby
6.	ST-6	Staircase in lobby
7.	ST-7	Fire Exit Staircase
8.	ST-8	Fire Exit Staircase
9.	ST-9	Fire Exit Staircase
10.	ST-10	Fire Exit Staircase
11.	ST-11	Staircase in lobby
12.	ST-12	Basement Fire Exit Staircase
13.	ST-13	Basement Fire Exit Staircase
14.	ST-14	Basement Fire Exit Staircase
15.	ST-15	Basement Fire Exit Staircase
16.	ST-16	Basement Fire Exit Staircase
17.	ST-17	Basement Fire Exit Staircase
18.	ST-18	Basement Fire Exit Staircase
19.	ST-19	Fire Exit Staircase
20.	ST-20	Fire Exit Staircase
21.	ST-21	Fire Exit Staircase

BUILDING A

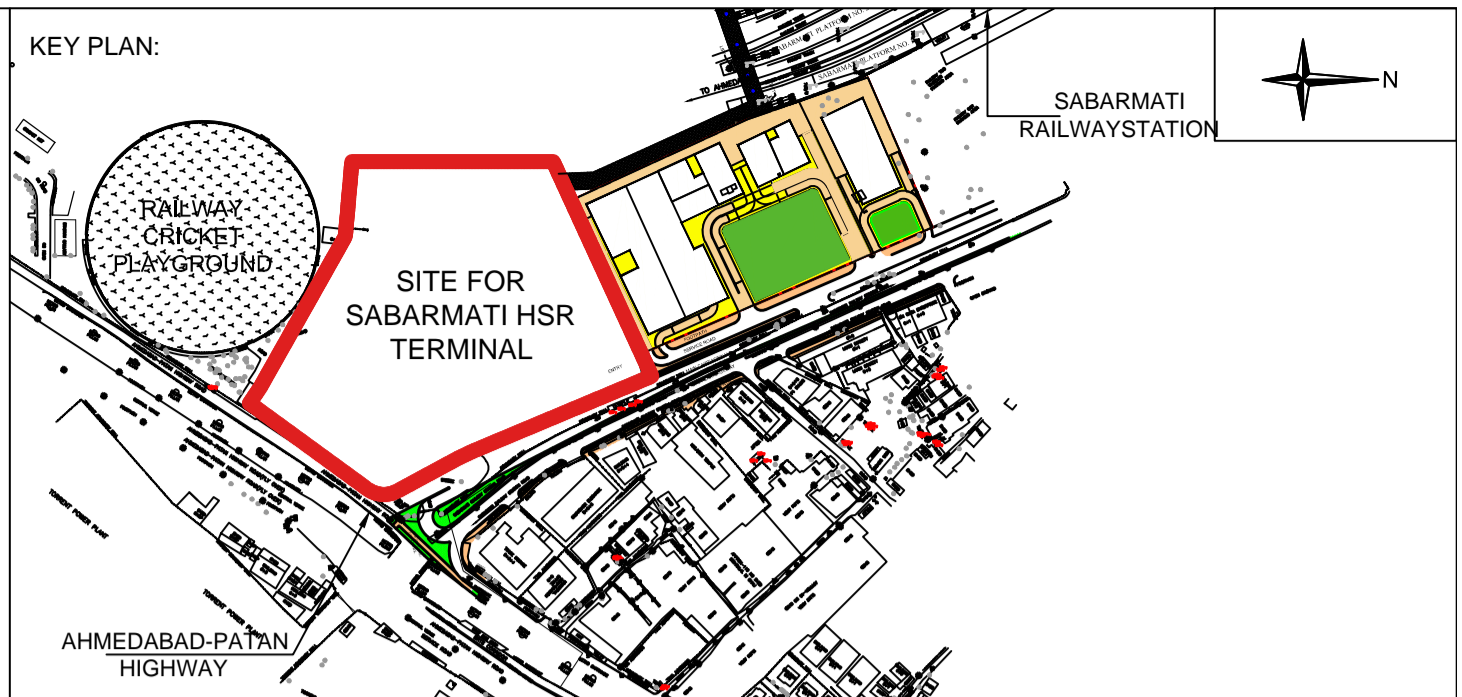
SCHEDULE OF DOORS

SL. NO.	TYPE	NOS.	WIDTH	HEIGHT	CILL	LINTEL	REMARKS
1.	D1	02	2400	2100	---	2100	
2.	D2	10	2000	2100	---	2100	
3.	D3	02	1500	2100	---	2100	
4.	D4	12	1000	2100	---	2100	
Total 26 Doors							

BUILDING B

SCHEDULE OF DOORS

SL. NO.	TYPE	NOS.	WIDTH	HEIGHT	CILL	LINTEL	REMARKS
1.	D2	07	2000	2100	---	2100	
Total 07 Doors							



- NOTES:**
- ALL DIMENSIONS AND LEVELS ARE IN M., UNLESS OTHERWISE MENTIONED.
 - DRAWING SHALL NOT BE SCALED; ONLY WRITTEN DIMENSIONS SHALL BE FOLLOWED.
 - NO WORK SHALL START WITHOUT APPROVED GOOD-FOR-CONSTRUCTION DRAWING.
 - THIS IS THE CONCEPTUAL DRAWING AND DETAILED ENGINEERING DESIGN SHALL BE THE RESPONSIBILITY OF EXECUTING/ IMPLEMENTING AGENCIES.
 - ACQUISITION OF LAND FOR IMPLEMENTATION OF PROJECT SHALL BE THE RESPONSIBILITY OF EXECUTING/ IMPLEMENTING AGENCIES.
 - ALL REQUIRED STATUTORY CLEARANCES ARE TO BE OBTAINED BY THE EXECUTING/ IMPLEMENTING AGENCIES.
 - THE NECESSARY PERMISSION FOR CUTTING OF TREES SHALL BE OBTAINED BY THE EXECUTING/ IMPLEMENTING AGENCIES FROM CONCERNED DEPT. AS PER THE EXISTING POLICY.

STAGE II SUBMISSION

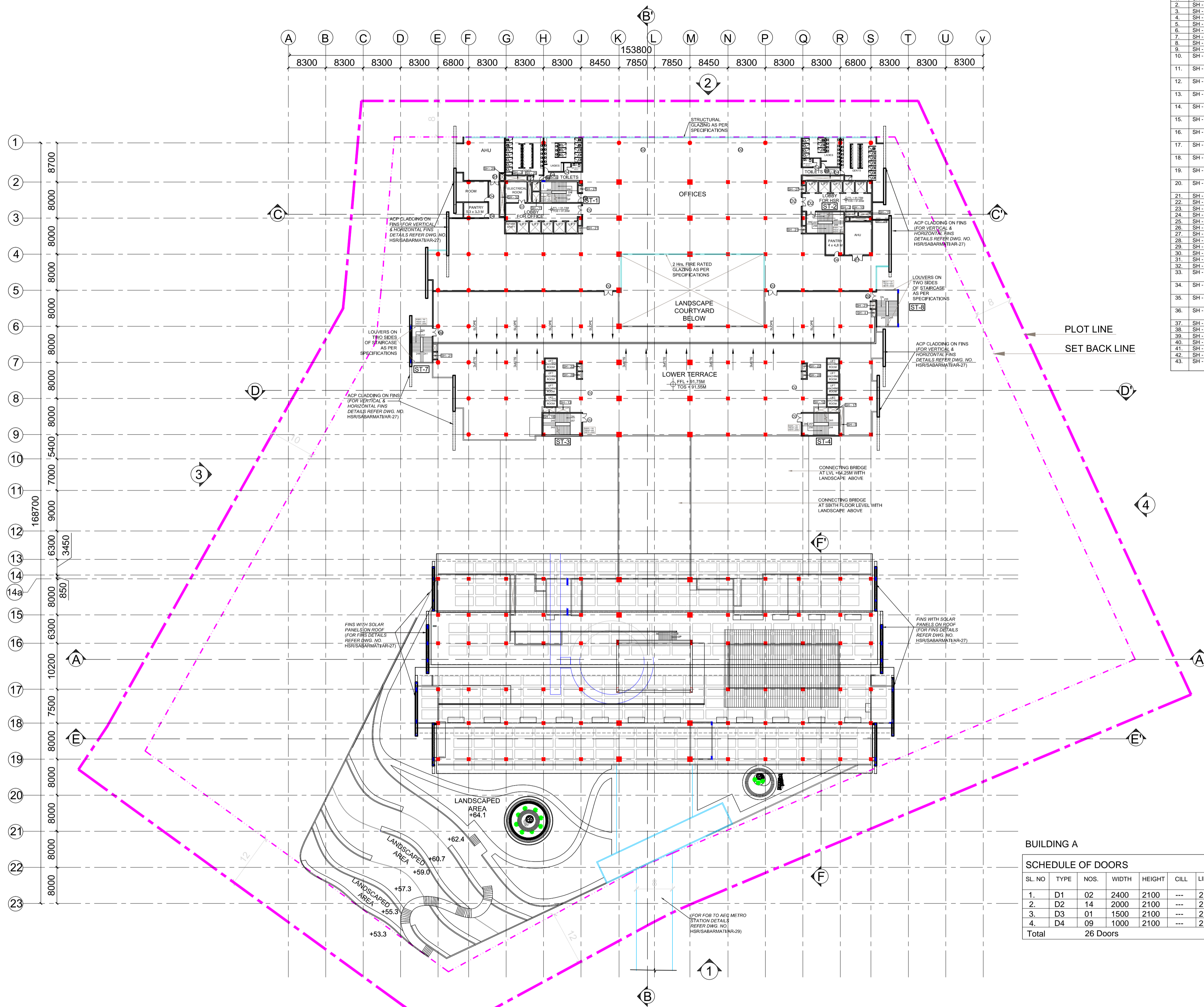
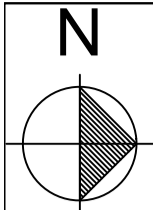
APPROVED BY: **NHSRCL**

SIGNATURE: _____ DATE: _____ SIGNATURE: _____ DATE: _____

PREPARED BY: **MITES LTD.**

SIGNATURE: _____ DATE: _____ SIGNATURE: _____ DATE: _____ SIGNATURE: _____ DATE: _____

TITLE: _____



NINTH FLOOR PLAN

SCHEDULE OF SHAFTS

SNO.	SHAFT	TYPE	SIZE	NOS.
1.	SH-1	PLUMBING	9.25 x 1.00M	01
2.	SH-2	PLUMBING	1.00 x 0.80M	01
3.	SH-3	PLUMBING	2.80 x 1.00M	01
4.	SH-4	PLUMBING	0.80 x 1.50M	02
5.	SH-5	PLUMBING	0.80 x 0.90M	01
6.	SH-6	PLUMBING	1.00 x 0.80M	01
7.	SH-7	PLUMBING	2.15 x 0.85M	01
8.	SH-8	PLUMBING	0.80 x 1.50M	01
9.	SH-9	PLUMBING	1.50 x 0.80M	01
10.	SH-10	LOBBY PRESSURIZATION	1.50 x 0.80M	01
11.	SH-11	LOBBY PRESSURIZATION	1.65 x 2.35M	01
12.	SH-12	LOBBY PRESSURIZATION	2.95 x 1.10M	01
13.	SH-13	LOBBY PRESSURIZATION	2.97 x 1.10M	01
14.	SH-14	LOBBY PRESSURIZATION	1.50 x 2.70M	01
15.	SH-15	STAIRCASE PRESSURIZATION	2.90 x 1.00M	01
16.	SH-16	STAIRCASE PRESSURIZATION	1.65 x 2.05M	01
17.	SH-17	STAIRCASE PRESSURIZATION	2.20 x 1.10M	01
18.	SH-18	STAIRCASE PRESSURIZATION	2.75 x 1.10M	01
19.	SH-19	STAIRCASE PRESSURIZATION	1.00 x 2.70M	01
20.	SH-20	STAIRCASE PRESSURIZATION	1.50 x 2.70M	01
21.	SH-21	FHC	0.80 x 1.50M	10
22.	SH-22	FHC	1.00 x 1.50M	02
23.	SH-23	FHC	0.70 x 1.90M	01
24.	SH-24	AHU (HVAC)	4.80 x 0.80M	01
25.	SH-25	AHU (HVAC)	1.00 x 1.50M	01
26.	SH-26	AHU (HVAC)	1.50 x 0.80M	01
27.	SH-27	LV (ELECTRICAL)	0.80 x 1.50M	03
28.	SH-28	LV (ELECTRICAL)	1.00 x 1.50M	02
29.	SH-29	ELECTRICAL	0.80 x 0.60M	01
30.	SH-30	ELECTRICAL	2.30 x 0.90M	01
31.	SH-31	ELECTRICAL	1.00 x 4.25M	01
32.	SH-32	ELECTRICAL	1.00 x 7.80M	01
33.	SH-33	BASEMENT VENTILATION	1.18 x 4.24M	01
34.	SH-34	BASEMENT VENTILATION	8.68 x 1.18M	02
35.	SH-35	BASEMENT VENTILATION	1.18 x 8.68M	02
36.	SH-36	BASEMENT VENTILATION	6.5 x 1.18M	01
37.	SH-37	COOLING TOWER	1.42 x 7.53M	01
38.	SH-38	PLUMBING	1.00 x 0.75M	01
39.	SH-39	PLUMBING	1.00 x 0.80M	01
40.	SH-40	PLUMBING	1.50 x 0.80M	03
41.	SH-41	PLUMBING	3.20 x 0.80M	10
42.	SH-42	PLUMBING	2.30 x 0.80M	01
43.	SH-43	STAIRCASE PRESSURIZATION	1.50 x 0.80M	02

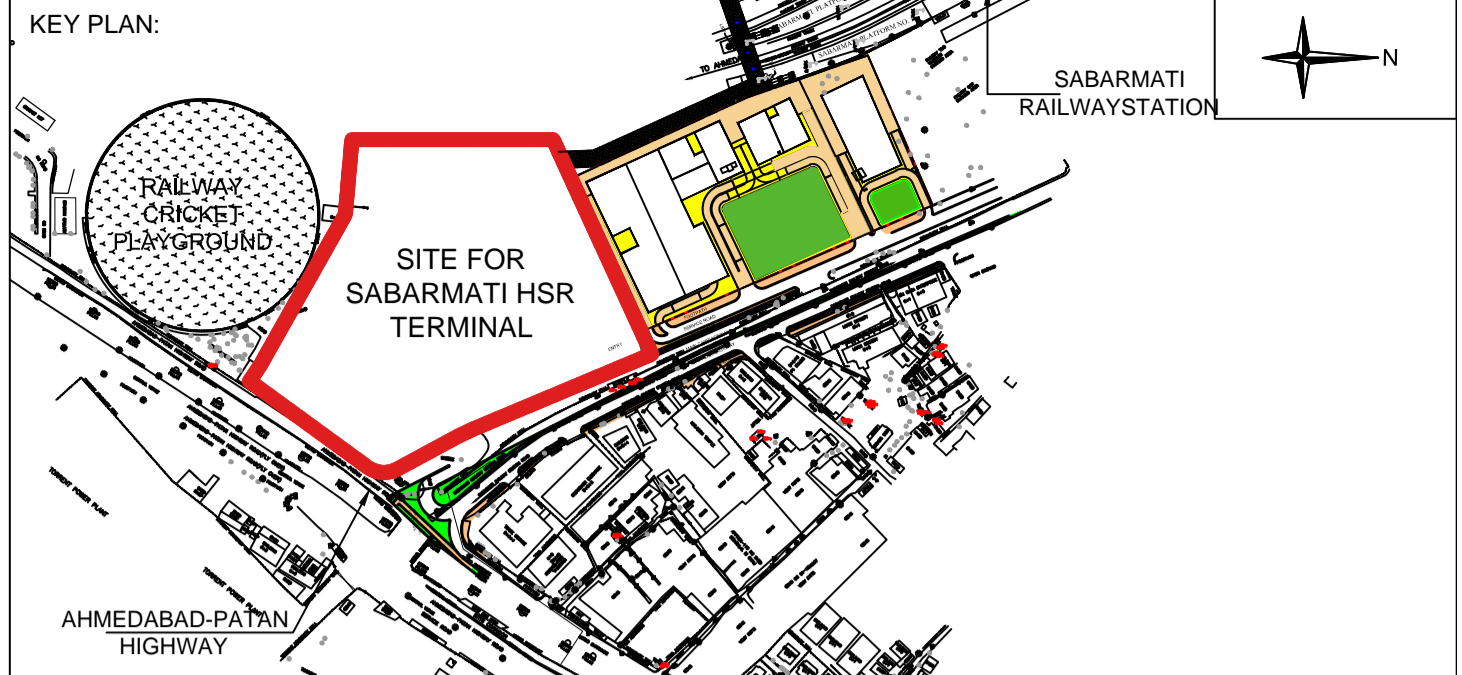
STAIRCASE LEGEND

1	ST-1	Staircase in lobby
2	ST-2	Staircase in lobby
3	ST-3	Staircase in lobby
4	ST-4	Staircase in lobby
5	ST-5	Staircase in lobby
6	ST-6	Staircase in lobby
7	ST-7	Fire Exit Staircase
8	ST-8	Fire Exit Staircase
9	ST-9	Fire Exit Staircase
10	ST-10	Fire Exit Staircase
11	ST-11	Staircase in lobby
12	ST-12	Basement Fire Exit Staircase
13	ST-13	Basement Fire Exit Staircase
14	ST-14	Basement Fire Exit Staircase
15	ST-15	Basement Fire Exit Staircase
16	ST-16	Basement Fire Exit Staircase
17	ST-17	Basement Fire Exit Staircase
18	ST-18	Basement Fire Exit Staircase
19	ST-19	Fire Exit Staircase
20	ST-20	Fire Exit Staircase
21	ST-21	Fire Exit Staircase

BUILDING A

SCHEDULE OF DOORS

SL. NO.	TYPE	NOS.	WIDTH	HEIGHT	CILL	UNTEL	REMARKS
1.	D1	02	2400	2100	---	2100	
2.	D2	14	2000	2100	---	2100	
3.	D3	01	1500	2100	---	2100	
4.	D4	09	1000	2100	---	2100	
Total		26					Doors



- NOTES:**
- ALL DIMENSIONS AND LEVELS ARE IN M., UNLESS OTHERWISE MENTIONED.
 - DRAWING SHALL NOT BE SCALED; ONLY WRITTEN DIMENSIONS SHALL BE FOLLOWED.
 - NO WORK SHALL START WITHOUT APPROVED GOOD-FOR-CONSTRUCTION DRAWING.
 - THIS IS THE CONCEPTUAL DRAWING AND DETAILED ENGINEERING DESIGN SHALL BE THE RESPONSIBILITY OF EXECUTING/ IMPLEMENTING AGENCIES.
 - ACQUISITION OF LAND FOR IMPLEMENTATION OF PROJECT SHALL BE THE RESPONSIBILITY OF EXECUTING/ IMPLEMENTING AGENCIES.
 - ALL REQUIRED STATUTORY CLEARANCES ARE TO BE OBTAINED BY THE EXECUTING/ IMPLEMENTING AGENCIES.
 - THE NECESSARY PERMISSION FOR CUTTING OF TREES SHALL BE OBTAINED BY THE EXECUTING/ IMPLEMENTING AGENCIES FROM CONCERNED DEPT. AS PER THE EXISTING POLICY.

STAGE II SUBMISSION

APPROVED BY: **NHSRCL**

SIGNATURE: _____ DATE: _____ SIGNATURE: _____ DATE: _____

PREPARED BY: **RITES LTD.**

SIGNATURE: _____ DATE: _____ SIGNATURE: _____ DATE: _____ SIGNATURE: _____ DATE: _____

TITLE: _____

PROJECT: MUMBAI - AHMEDABAD HIGH SPEED RAIL PROJECT

OWNER: NHSRCL, Asia Bhawan, 2nd Floor, Sector 9, Dwarka, Delhi - 110077

CONSULTANT: RITES THE INFRASTRUCTURE PEOPLE, RITES Bhawan, Plot No.1, Sector 29, Gurugram - 122001

ARCHITECTS: DESIGN WORKSHOP, 100B - C Block, Kalkaji, New Delhi - 110019

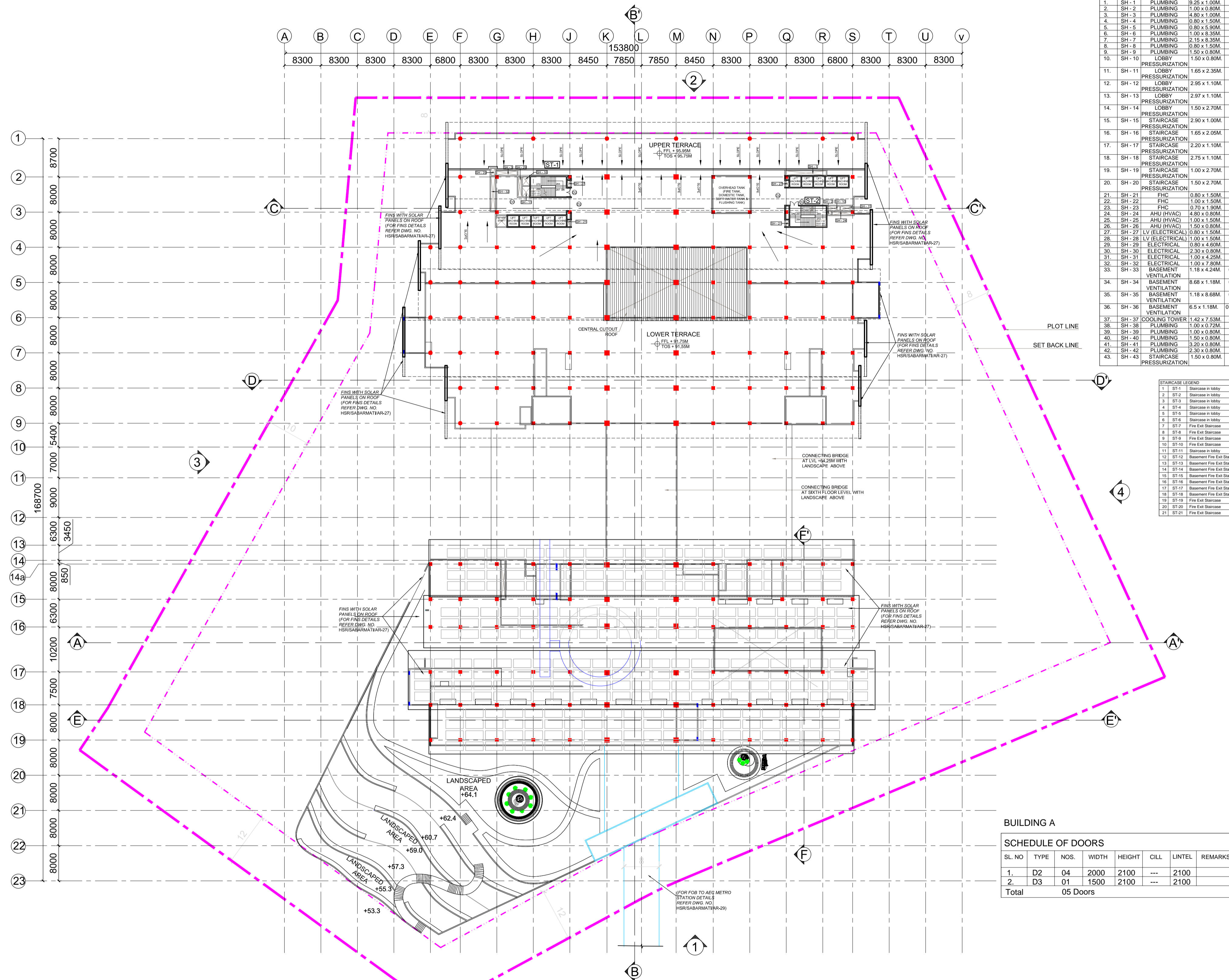
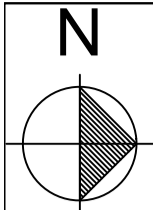
DWG TITLE: NINTH FLOOR PLAN / PLAN AT + 91.60 M

DWG NO: HSR/SABARMATI/AR-12

SCALE: 1:750

REVISION: R1

DATE: 21.06.2018



TERRACE PLAN

SNO	SHAFT	TYPE	SIZE	NOS.
1	SH-1	PLUMBING	9.25 x 1.00M	01
2	SH-2	PLUMBING	1.00 x 0.80M	01
3	SH-3	PLUMBING	4.80 x 1.00M	01
4	SH-4	PLUMBING	0.80 x 1.50M	02
5	SH-5	PLUMBING	0.80 x 0.90M	01
6	SH-6	PLUMBING	1.00 x 0.90M	01
7	SH-7	PLUMBING	2.15 x 0.85M	01
8	SH-8	PLUMBING	0.80 x 1.50M	01
9	SH-9	PLUMBING	1.50 x 0.80M	01
10	SH-10	LOBBY PRESSURIZATION	1.50 x 0.80M	01
11	SH-11	LOBBY PRESSURIZATION	1.65 x 2.35M	01
12	SH-12	LOBBY PRESSURIZATION	2.95 x 1.10M	01
13	SH-13	LOBBY PRESSURIZATION	2.97 x 1.10M	01
14	SH-14	LOBBY PRESSURIZATION	1.50 x 2.70M	01
15	SH-15	STAIRCASE PRESSURIZATION	2.90 x 1.00M	01
16	SH-16	STAIRCASE PRESSURIZATION	1.65 x 2.05M	01
17	SH-17	STAIRCASE PRESSURIZATION	2.20 x 1.10M	01
18	SH-18	STAIRCASE PRESSURIZATION	2.75 x 1.10M	01
19	SH-19	STAIRCASE PRESSURIZATION	1.00 x 2.70M	01
20	SH-20	STAIRCASE PRESSURIZATION	1.50 x 2.70M	01
21	SH-21	FHC	0.80 x 1.50M	10
22	SH-22	FHC	1.00 x 1.50M	02
23	SH-23	FHC	0.70 x 1.90M	01
24	SH-24	AHU (HVAC)	4.80 x 0.80M	01
25	SH-25	AHU (HVAC)	1.00 x 1.50M	01
26	SH-26	AHU (HVAC)	1.50 x 0.80M	01
27	SH-27	LV (ELECTRICAL)	0.80 x 1.50M	03
28	SH-28	LV (ELECTRICAL)	1.00 x 1.50M	02
29	SH-29	ELECTRICAL	0.80 x 0.60M	01
30	SH-30	ELECTRICAL	2.90 x 0.80M	01
31	SH-31	ELECTRICAL	1.00 x 4.25M	01
32	SH-32	ELECTRICAL	1.00 x 7.80M	01
33	SH-33	BASEMENT VENTILATION	1.18 x 4.24M	01
34	SH-34	BASEMENT VENTILATION	8.68 x 1.18M	02
35	SH-35	BASEMENT VENTILATION	1.18 x 8.68M	02
36	SH-36	BASEMENT VENTILATION	6.5 x 1.18M	01
37	SH-37	COOLING TOWER	1.42 x 7.53M	01
38	SH-38	PLUMBING	1.00 x 0.75M	01
39	SH-39	PLUMBING	1.00 x 0.80M	01
40	SH-40	PLUMBING	1.50 x 0.80M	03
41	SH-41	PLUMBING	3.20 x 0.80M	10
42	SH-42	PLUMBING	2.30 x 0.80M	01
43	SH-43	STAIRCASE PRESSURIZATION	1.50 x 0.80M	02

SNO	STAIRCASE	TYPE	SIZE	NOS.
1	ST-1	Staircase in lobby		
2	ST-2	Staircase in lobby		
3	ST-3	Staircase in lobby		
4	ST-4	Staircase in lobby		
5	ST-5	Staircase in lobby		
6	ST-6	Staircase in lobby		
7	ST-7	Fire Exit Staircase		
8	ST-8	Fire Exit Staircase		
9	ST-9	Fire Exit Staircase		
10	ST-10	Fire Exit Staircase		
11	ST-11	Staircase in lobby		
12	ST-12	Basement Fire Exit Staircase		
13	ST-13	Basement Fire Exit Staircase		
14	ST-14	Basement Fire Exit Staircase		
15	ST-15	Basement Fire Exit Staircase		
16	ST-16	Basement Fire Exit Staircase		
17	ST-17	Basement Fire Exit Staircase		
18	ST-18	Basement Fire Exit Staircase		
19	ST-19	Fire Exit Staircase		
20	ST-20	Fire Exit Staircase		
21	ST-21	Fire Exit Staircase		

BUILDING A

SL. NO.	TYPE	NOS.	WIDTH	HEIGHT	CILL	LINTEL	REMARKS
1.	D2	04	2000	2100	---	2100	
2.	D3	01	1500	2100	---	2100	
Total		05 Doors					



- NOTES:**
1. ALL DIMENSIONS AND LEVELS ARE IN M., UNLESS OTHERWISE MENTIONED.
 2. DRAWING SHALL NOT BE SCALED; ONLY WRITTEN DIMENSIONS SHALL BE FOLLOWED.
 3. NO WORK SHALL START WITHOUT APPROVED GOOD-FOR-CONSTRUCTION DRAWING.
 4. THIS IS THE CONCEPTUAL DRAWING AND DETAILED ENGINEERING DESIGN SHALL BE THE RESPONSIBILITY OF EXECUTING/ IMPLEMENTING AGENCIES.
 5. ACQUISITION OF LAND FOR IMPLEMENTATION OF PROJECT SHALL BE THE RESPONSIBILITY OF EXECUTING/ IMPLEMENTING AGENCIES.
 6. ALL REQUIRED STATUTORY CLEARANCES ARE TO BE OBTAINED BY THE EXECUTING/ IMPLEMENTING AGENCIES.
 7. THE NECESSARY PERMISSION FOR CUTTING OF TREES SHALL BE OBTAINED BY THE EXECUTING/ IMPLEMENTING AGENCIES FROM CONCERNED DEPT. AS PER THE EXISTING POLICY.

STAGE II SUBMISSION




APPROVED BY: **NHSRCL**

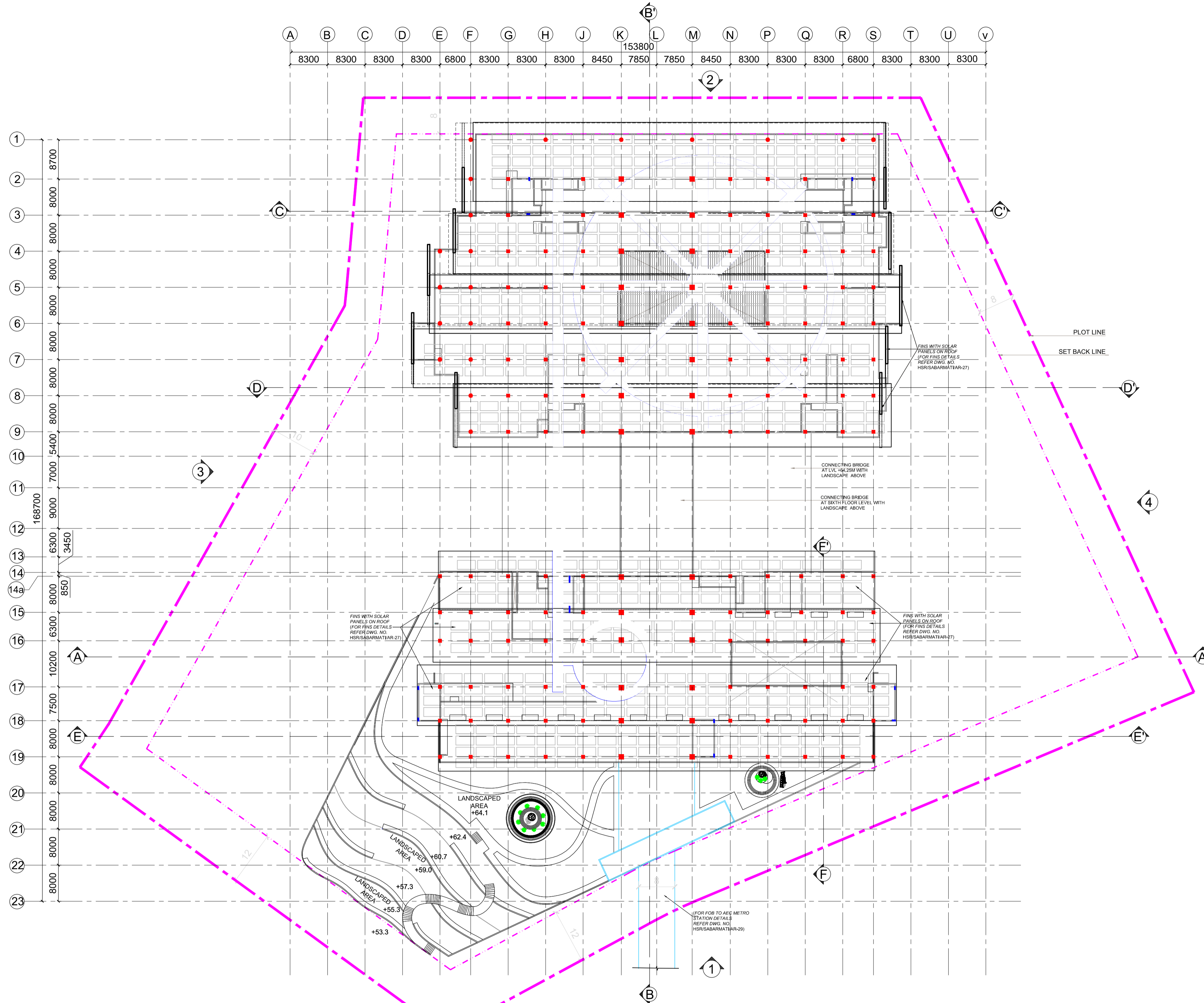
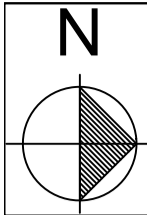
SIGNATURE: _____ DATE: _____ SIGNATURE: _____ DATE: _____

PREPARED BY: **BITES LTD.**

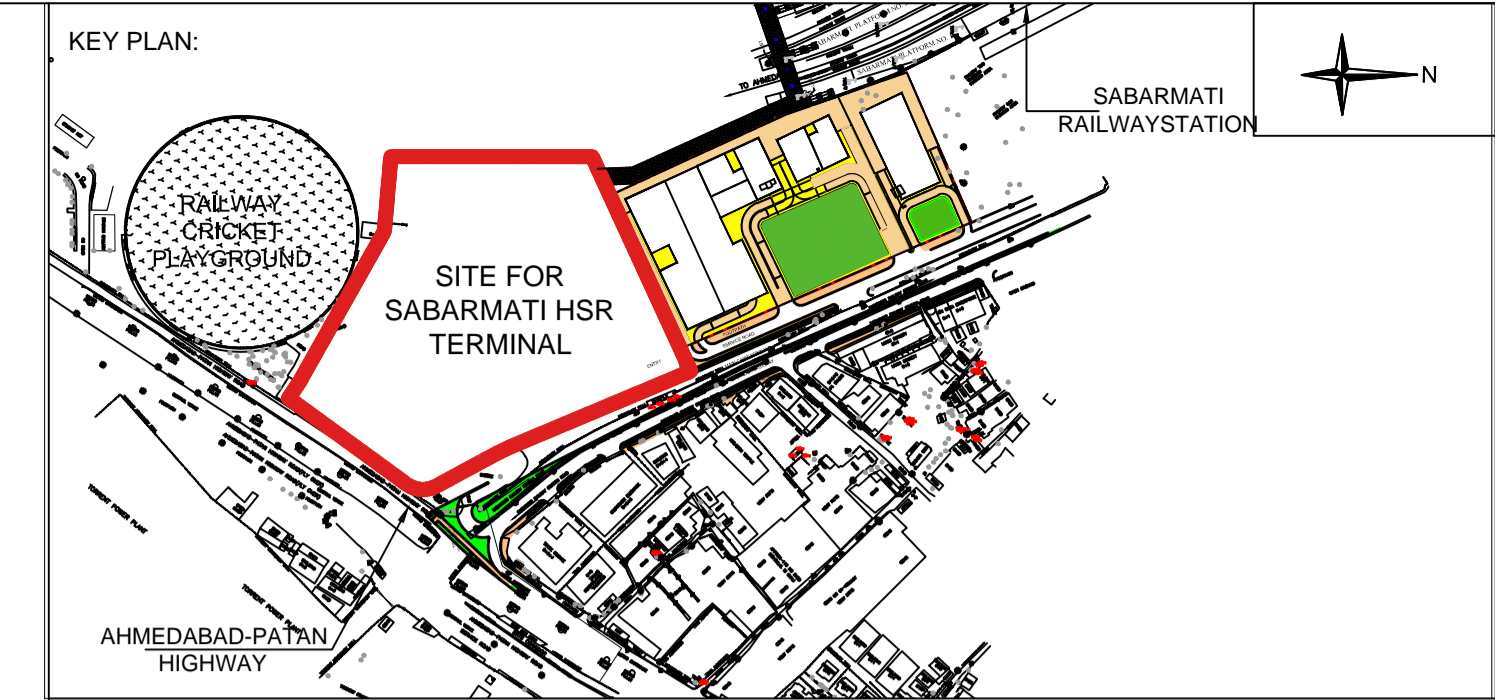
SIGNATURE: _____ DATE: _____ SIGNATURE: _____ DATE: _____ SIGNATURE: _____ DATE: _____

TITLE: _____

PROJECT : MUMBAI - AHMEDABAD HIGH SPEED RAIL PROJECT	OWNER :  NHSRCL, Asia Bhawan, 2nd Floor, Sector 9, Dwarka, Delhi - 110077	CONSULTANT :  BITES THE INFRASTRUCTURE PEOPLE, RITES Bhawan, Plot No.1, Sector 29, Gurugram - 122001	ARCHITECTS :  DESIGN WORKSHOP, 100B - C Block, Kalkaji, New Delhi - 110019	SABARMATI HSR TERMINAL
DWG TITLE : TERRACE PLAN				REVISION: R1
DWG NO : HSR/SABARMATI/AR-13				DATE: 21.06.2018
SCALE : 1:750				



ROOF PLAN



- NOTES:**
1. ALL DIMENSIONS AND LEVELS ARE IN M., UNLESS OTHERWISE MENTIONED.
 2. DRAWING SHALL NOT BE SCALED; ONLY WRITTEN DIMENSIONS SHALL BE FOLLOWED.
 3. NO WORK SHALL START WITHOUT APPROVED GOOD-FOR-CONSTRUCTION DRAWING.
 4. THIS IS THE CONCEPTUAL DRAWING AND DETAILED ENGINEERING DESIGN SHALL BE THE RESPONSIBILITY OF EXECUTING/ IMPLEMENTING AGENCIES.
 5. ACQUISITION OF LAND FOR IMPLEMENTATION OF PROJECT SHALL BE THE RESPONSIBILITY OF EXECUTING/ IMPLEMENTING AGENCIES.
 6. ALL REQUIRED STATUTORY CLEARANCES ARE TO BE OBTAINED BY THE EXECUTING/ IMPLEMENTING AGENCIES.
 7. THE NECESSARY PERMISSION FOR CUTTING OF TREES SHALL BE OBTAINED BY THE EXECUTING/ IMPLEMENTING AGENCIES FROM CONCERNED DEPT. AS PER THE EXISTING POLICY.

STAGE II SUBMISSION


APPROVED BY:				NHSRCL			
SIGNATURE		DATE:		SIGNATURE		DATE:	
PREPARED BY:				RITES LTD.			
SIGNATURE		DATE:		SIGNATURE		DATE:	
SIGNATURE		DATE:		SIGNATURE		DATE:	
TITLE:							

SABARMATI HSR TERMINAL

DWG TITLE : ROOF PLAN		REVISION: R1	
DWG NO : HSR/SABARMATI/AR-14		DATE: 21.06.2018	
SCALE :	1:750		

PROJECT : MUMBAI - AHMEDABAD HIGH SPEED RAIL PROJECT

OWNER :




NHSRCL, Asia Bhawan, 2nd Floor, Sector 9, Dwarka, Delhi - 110077

CONSULTANT :

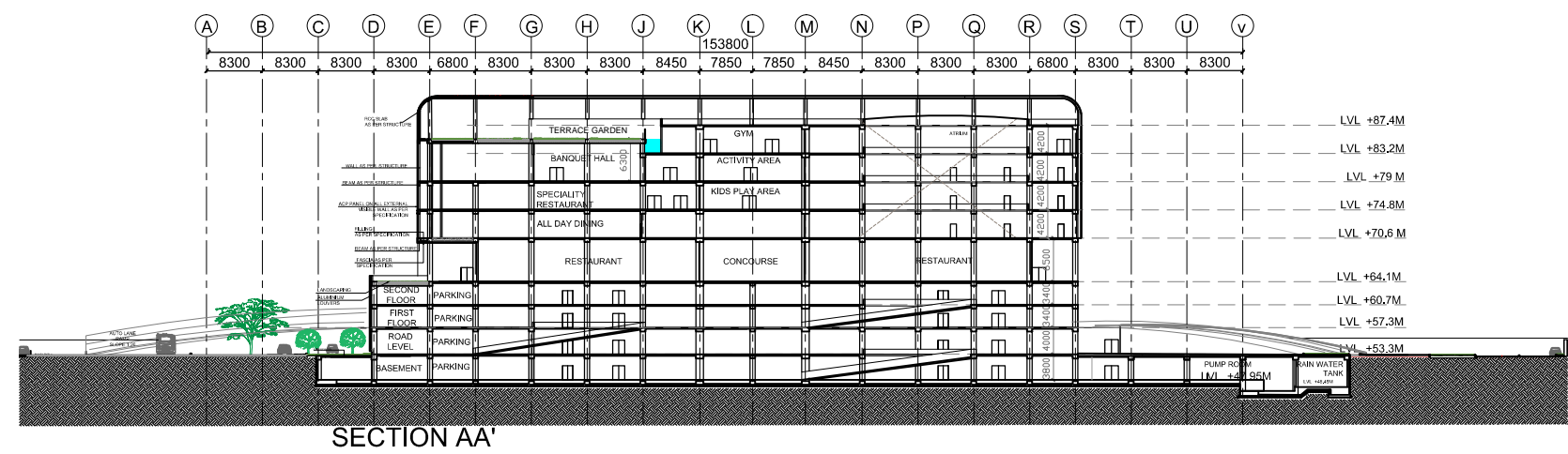
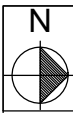


RITES Bhawan, Plot No.1, Sector 29, Gurugram - 122001

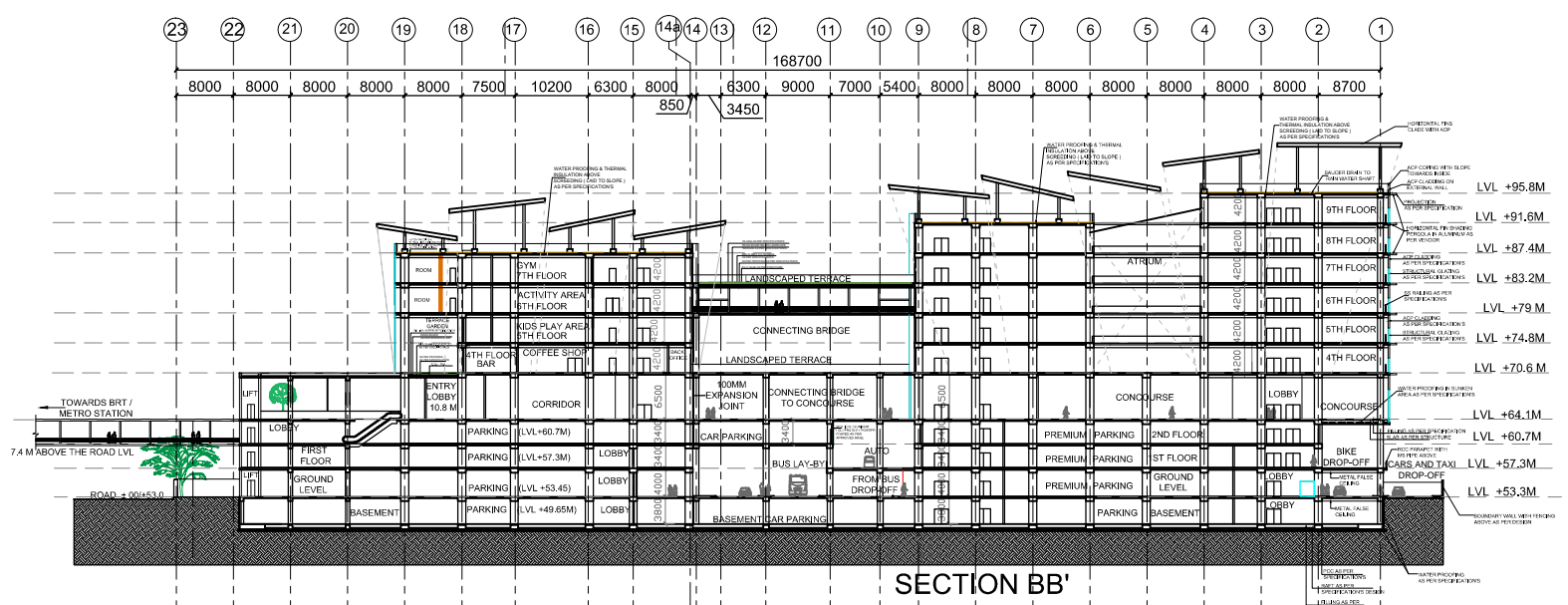
ARCHITECTS :



DESIGN WORKSHOP
100B - C Block, Kalkaji, New Delhi - 110019



SECTION AA'



SECTION BB'


KEY PLAN:

- NOTES:
1. ALL DIMENSIONS AND LEVELS ARE IN M., UNLESS OTHERWISE MENTIONED.
 2. DRAWING SHALL NOT BE SCALED; ONLY WRITTEN DIMENSIONS SHALL BE FOLLOWED.
 3. NO WORK SHALL START WITHOUT APPROVED GOOD-FOR-CONSTRUCTION DRAWING.
 4. THIS IS THE CONCEPTUAL DRAWING AND DETAILED ENGINEERING DESIGN SHALL BE THE RESPONSIBILITY OF EXECUTING/ IMPLEMENTING AGENCIES.
 5. ACQUISITION OF LAND FOR IMPLEMENTATION OF PROJECT SHALL BE THE RESPONSIBILITY OF EXECUTING/ IMPLEMENTING AGENCIES.
 6. ALL REQUIRED STATUTORY CLEARANCES ARE TO BE OBTAINED BY THE EXECUTING/ IMPLEMENTING AGENCIES.
 7. THE NECESSARY PERMISSION FOR CUTTING OF TREES SHALL BE OBTAINED BY THE EXECUTING/ IMPLEMENTING AGENCIES FROM CONCERNED DEPT. AS PER THE EXISTING POLICY.

STAGE II SUBMISSION

APPROVED BY:		NHSRCL	
SIGNATURE:	DATE:	SIGNATURE:	DATE:
PREPARED BY: RITES LTD.			
SIGNATURE:	DATE:	SIGNATURE:	DATE:
TITLE: SABARMATI HSR TERMINAL			

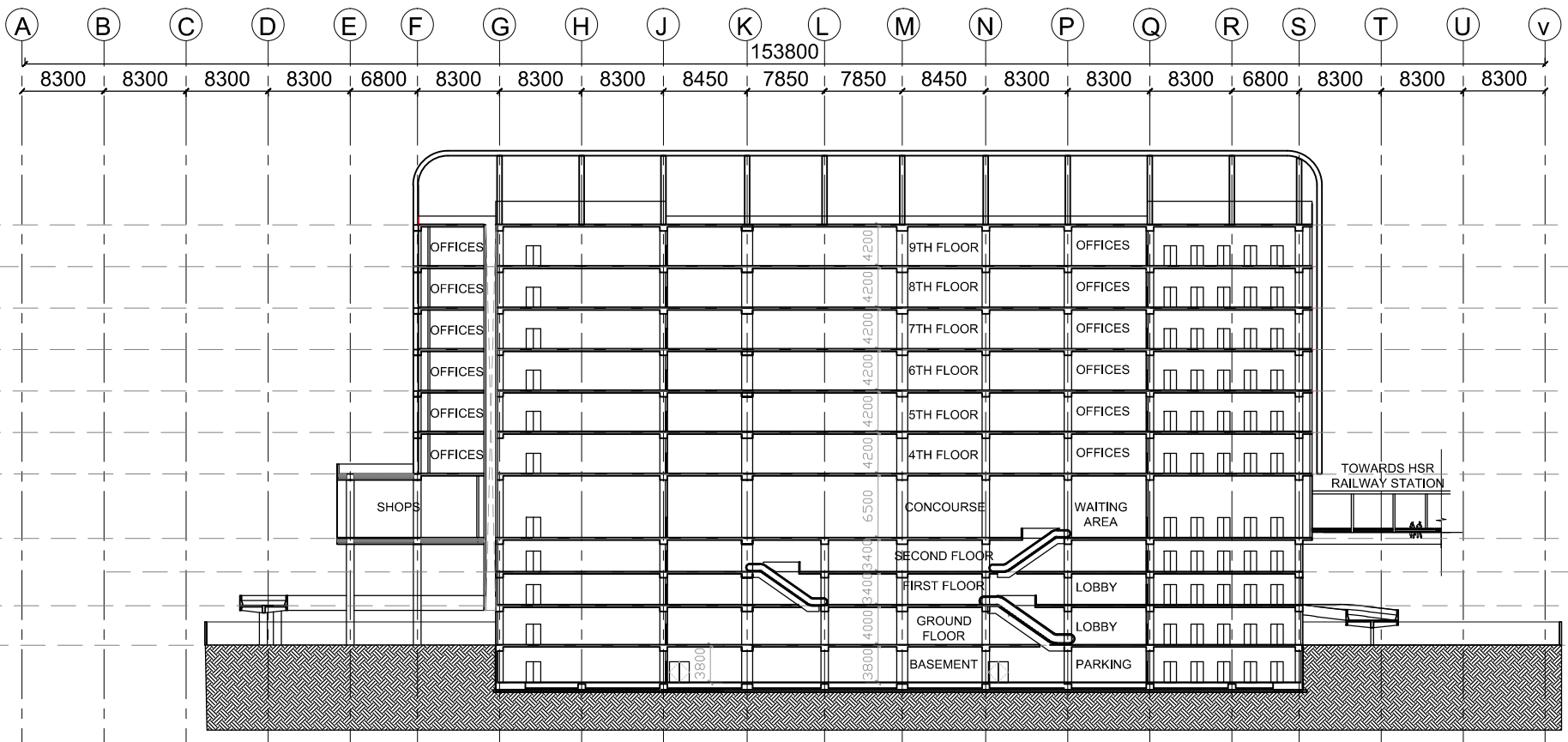
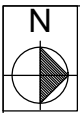
PROJECT: MUMBAI - AHMEDABAD HIGH SPEED RAIL PROJECT

OWNER:  NHSRCL, Asia Bhawan, 2nd Floor, Sector 9, Dwarka, Delhi - 110077

CONSULTANT:  RITES THE INFRASTRUCTURE PEOPLE, RITES Bhawan, Plot No.1, Sector 29, Gurugram - 122001

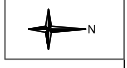
ARCHITECTS:  DESIGN WORKSHOP, 100B - C Block, Kalkaji, New Delhi - 110019

DWG TITLE: SECTION AA' & BB'	REVISION: R1
DWG NO: HSR/SABARMATI/AR-15	DATE: 21.06.2018
SCALE: 1:750	



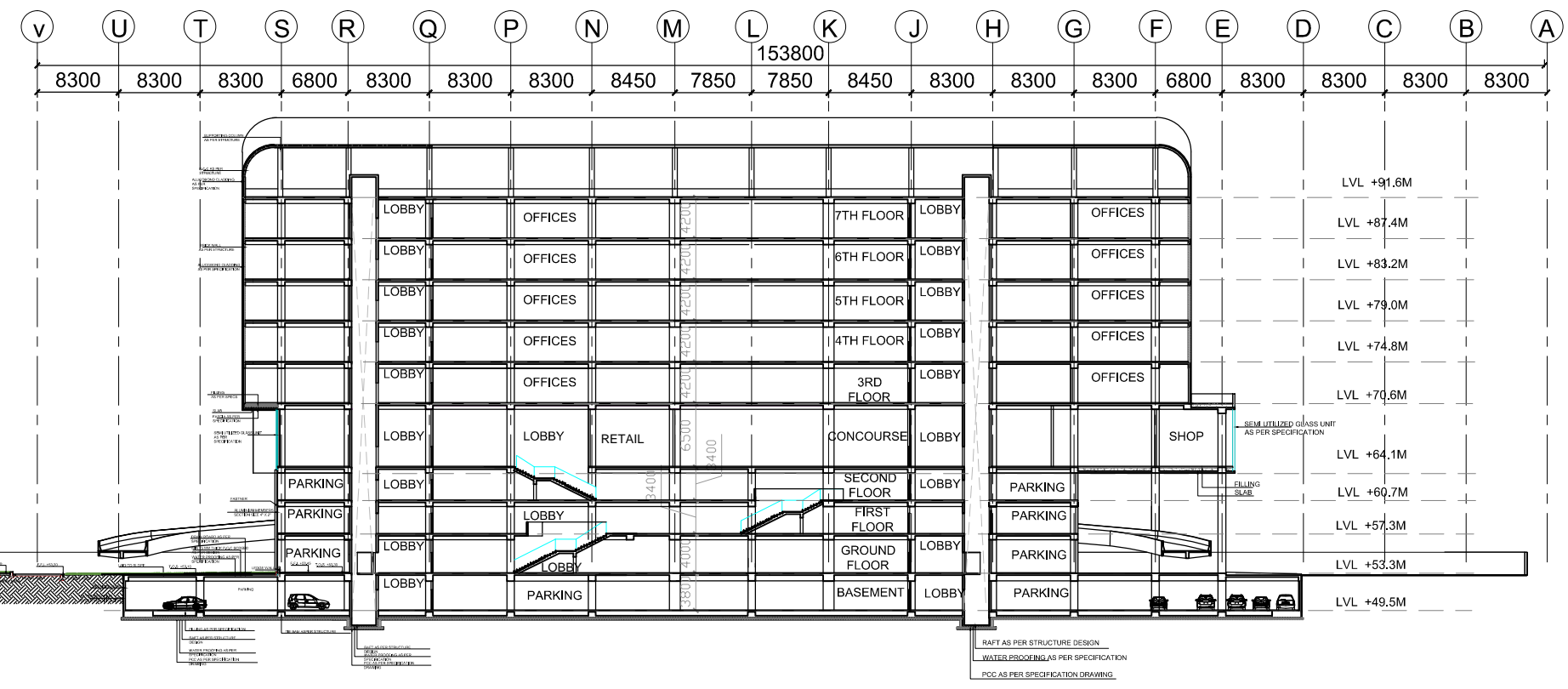
SECTION CC'

KEY PLAN:



NOTES:

1. ALL DIMENSIONS AND LEVELS ARE IN M., UNLESS OTHERWISE MENTIONED.
2. DRAWING SHALL NOT BE SCALED; ONLY WRITTEN DIMENSIONS SHALL BE FOLLOWED.
3. NO WORK SHALL START WITHOUT APPROVED GOOD-FOR-CONSTRUCTION DRAWING.
4. THIS IS THE CONCEPTUAL DRAWING AND DETAILED ENGINEERING DESIGN SHALL BE THE RESPONSIBILITY OF EXECUTING/ IMPLEMENTING AGENCIES.
5. ACQUISITION OF LAND FOR IMPLEMENTATION OF PROJECT SHALL BE THE RESPONSIBILITY OF EXECUTING/ IMPLEMENTING AGENCIES.
6. ALL REQUIRED STATUTORY CLEARANCES ARE TO BE OBTAINED BY THE EXECUTING/ IMPLEMENTING AGENCIES.
7. THE NECESSARY PERMISSION FOR CUTTING OF TREES SHALL BE OBTAINED BY THE EXECUTING/ IMPLEMENTING AGENCIES FROM CONCERNED DEPT. AS PER THE EXISTING POLICY.



SECTION DD'


STAGE II SUBMISSION

APPROVED BY:		NHSRCL	
SIGNATURE:	DATE:	SIGNATURE:	DATE:
PREPARED BY:		RITES LTD.	
SIGNATURE:	DATE:	SIGNATURE:	DATE:
TITLE:			

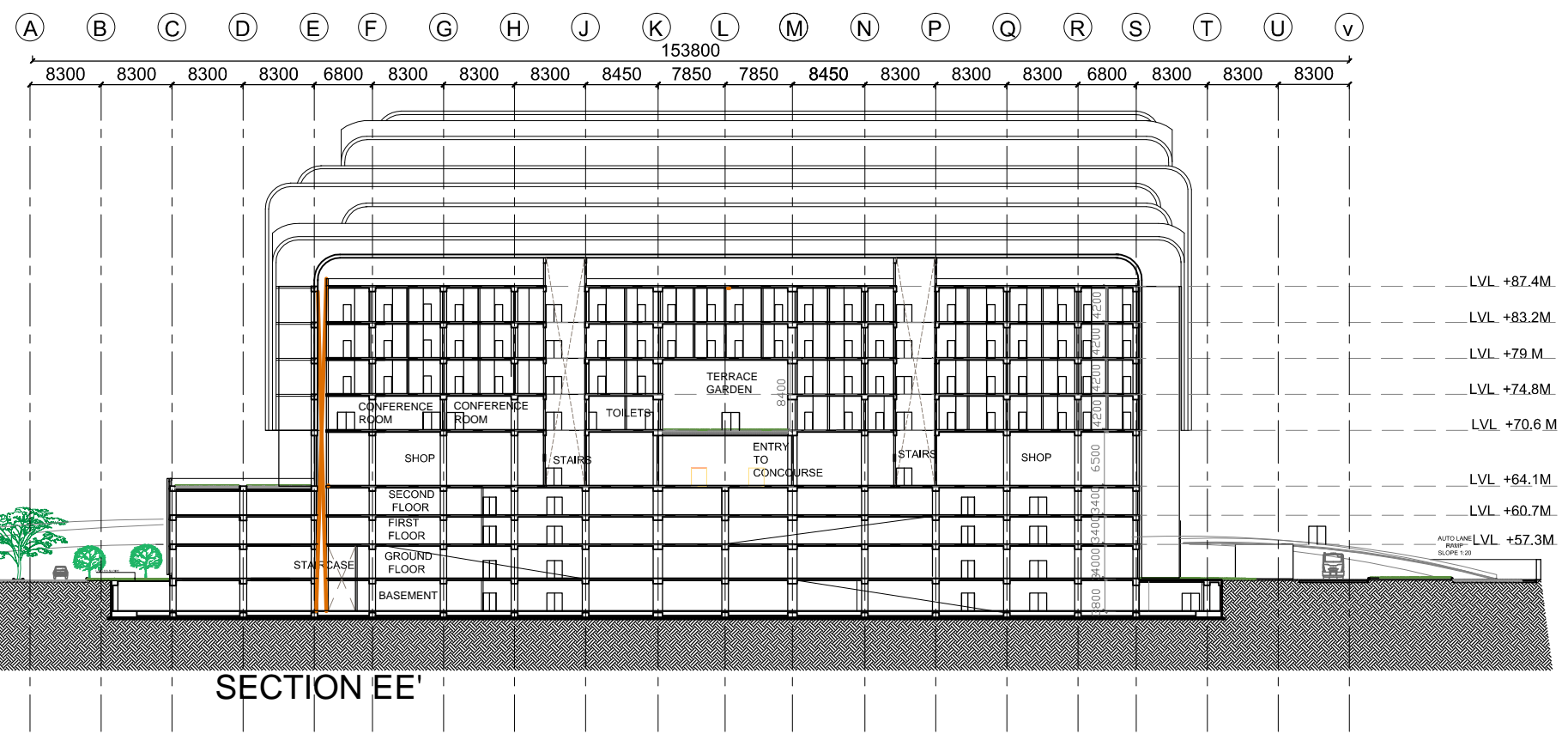
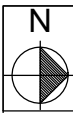
PROJECT: MUMBAI - AHMEDABAD HIGH SPEED RAIL PROJECT

OWNER :
 NHSRCL, Asia Bhawan, 2nd Floor, Sector 9, Dwarka, Delhi - 110077

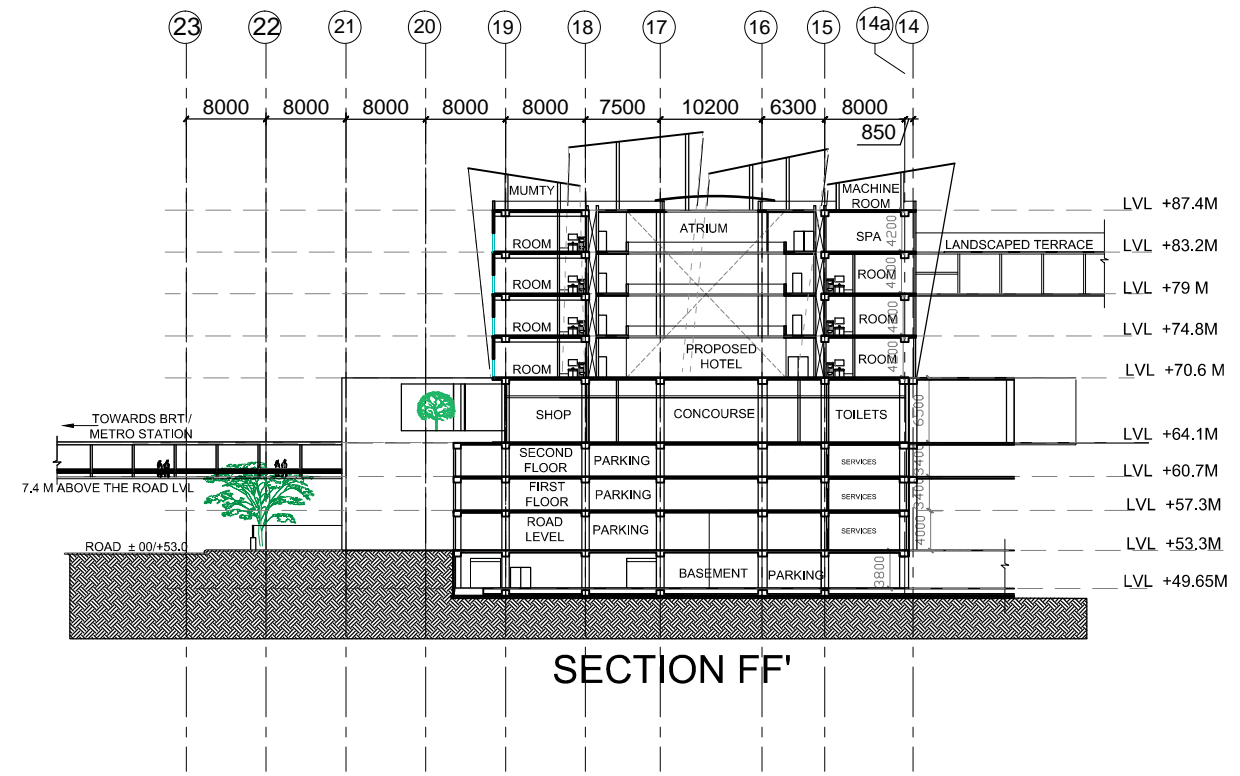
CONSULTANT :
 RITES THE INFRASTRUCTURE PEOPLE
 RITES Bhawan, Plot No.1, Sector 29, Gurugram - 122001

ARCHITECTS :
 DESIGN WORKSHOP
 100B - C Block, Kalkaji, New Delhi - 110019

DWG TITLE : SECTION CC' & DD'	
DWG NO : HSR/SABARMATI/AR-16	
SCALE : 1:750	REVISION: R1
	DATE: 21.06.2018



SECTION EE'



SECTION FF'

KEY PLAN:

NOTES:

1. ALL DIMENSIONS AND LEVELS ARE IN M., UNLESS OTHERWISE MENTIONED.
2. DRAWING SHALL NOT BE SCALED; ONLY WRITTEN DIMENSIONS SHALL BE FOLLOWED.
3. NO WORK SHALL START WITHOUT APPROVED GOOD-FOR-CONSTRUCTION DRAWING.
4. THIS IS THE CONCEPTUAL DRAWING AND DETAILED ENGINEERING DESIGN SHALL BE THE RESPONSIBILITY OF EXECUTING/ IMPLEMENTING AGENCIES.
5. ACQUISITION OF LAND FOR IMPLEMENTATION OF PROJECT SHALL BE THE RESPONSIBILITY OF EXECUTING/ IMPLEMENTING AGENCIES.
6. ALL REQUIRED STATUTORY CLEARANCES ARE TO BE OBTAINED BY THE EXECUTING/ IMPLEMENTING AGENCIES.
7. THE NECESSARY PERMISSION FOR CUTTING OF TREES SHALL BE OBTAINED BY THE EXECUTING/ IMPLEMENTING AGENCIES FROM CONCERNED DEPT. AS PER THE EXISTING POLICY.

STAGE II SUBMISSION

APPROVED BY: NHSRCL

SIGNATURE:	DATE:	SIGNATURE:	DATE:
------------	-------	------------	-------

PREPARED BY: RITES LTD.

SIGNATURE:	DATE:	SIGNATURE:	DATE:	SIGNATURE:	DATE:
------------	-------	------------	-------	------------	-------

TITLE:

SABARMATI HSR TERMINAL

PROJECT: MUMBAI - AHMEDABAD HIGH SPEED RAIL PROJECT

OWNER: NHSRCL, Asia Bhawan, 2nd Floor, Sector 9, Dwarka, Delhi - 110077

CONSULTANT: RITES THE INFRASTRUCTURE PEOPLE RITES Bhawan, Plot No.1, Sector 29, Gurugram - 122001

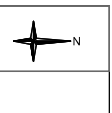
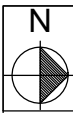
ARCHITECTS: DESIGN WORKSHOP 100B - C Block, Kalkaji, New Delhi - 110019

DWG TITLE: SECTION EE' & FF'

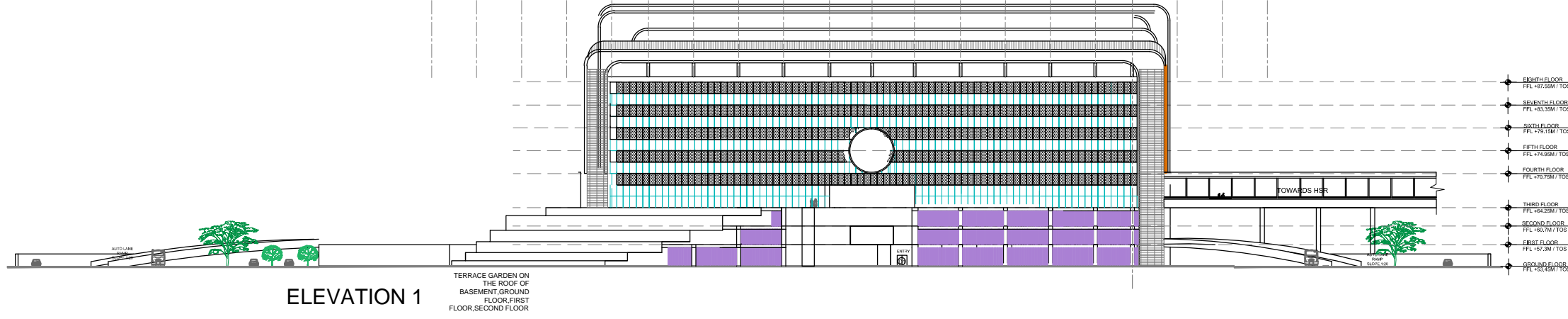
DWG NO: HSR/SABARMATI/AR-17

SCALE: 1:750

REVISION: R1
DATE: 21.06.2018



(A) (B) (C) (D) (E) (F) (G) (H) (J) (K) (L) (M) (N) (P) (Q) (R) (S) (T) (U) (V)
 8300 8300 8300 8300 6800 8300 8300 8300 8450 7850 7850 8450 8300 8300 8300 6800 8300 8300
 153800



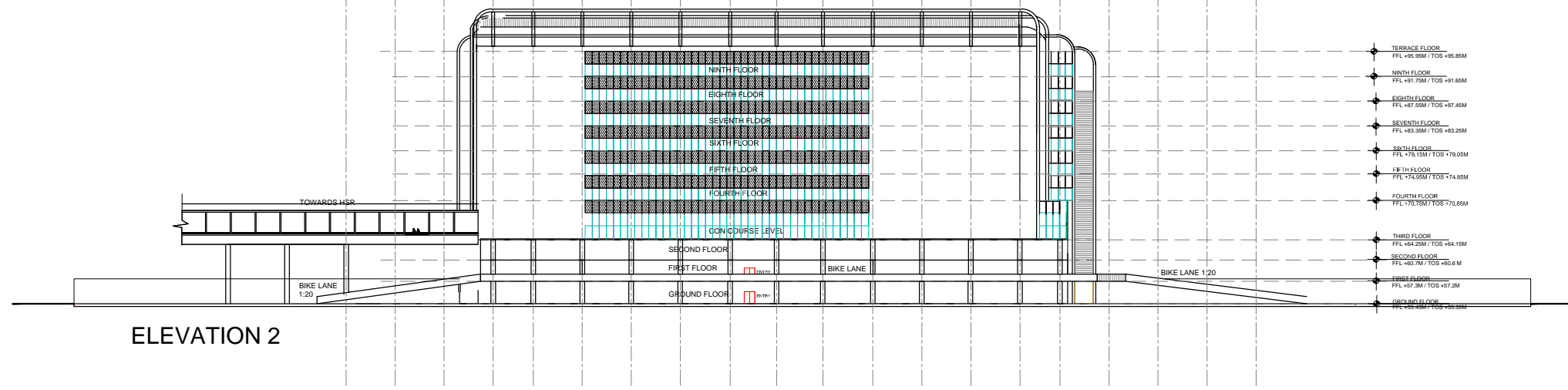
ELEVATION 1

TERRACE GARDEN ON THE ROOF OF BASEMENT GROUND FLOOR, FIRST FLOOR, SECOND FLOOR

EIGHTH FLOOR
FFL +92.55M / TOS +
SEVENTH FLOOR
FFL +93.35M / TOS +
SIXTH FLOOR
FFL +94.15M / TOS +
FIFTH FLOOR
FFL +94.95M / TOS +
FOURTH FLOOR
FFL +95.75M / TOS +
THIRD FLOOR
FFL +64.25M / TOS +
SECOND FLOOR
FFL +65.75M / TOS +
FIRST FLOOR
FFL +67.3M / TOS +
GROUND FLOOR
FFL +63.45M / TOS +

- NOTES:**
1. ALL DIMENSIONS AND LEVELS ARE IN M., UNLESS OTHERWISE MENTIONED.
 2. DRAWING SHALL NOT BE SCALED; ONLY WRITTEN DIMENSIONS SHALL BE FOLLOWED.
 3. NO WORK SHALL START WITHOUT APPROVED GOOD-FOR-CONSTRUCTION DRAWING.
 4. THIS IS THE CONCEPTUAL DRAWING AND DETAILED ENGINEERING DESIGN SHALL BE THE RESPONSIBILITY OF EXECUTING/ IMPLEMENTING AGENCIES.
 5. ACQUISITION OF LAND FOR IMPLEMENTATION OF PROJECT SHALL BE THE RESPONSIBILITY OF EXECUTING/ IMPLEMENTING AGENCIES.
 6. ALL REQUIRED STATUTORY CLEARANCES ARE TO BE OBTAINED BY THE EXECUTING/ IMPLEMENTING AGENCIES.
 7. THE NECESSARY PERMISSION FOR CUTTING OF TREES SHALL BE OBTAINED BY THE EXECUTING/ IMPLEMENTING AGENCIES FROM CONCERNED DEPT. AS PER THE EXISTING POLICY.

(V) (U) (T) (S) (R) (Q) (P) (N) (M) (L) (K) (J) (H) (G) (F) (E) (D) (C) (B) (A)
 8300 8300 8300 6800 8300 8300 8300 8450 7850 7850 8450 8300 8300 8300 6800 8300 8300 8300
 153800



ELEVATION 2

TERRACE FLOOR
FFL +95.95M / TOS +95.85M
NINTH FLOOR
FFL +91.75M / TOS +91.65M
EIGHTH FLOOR
FFL +87.55M / TOS +87.45M
SEVENTH FLOOR
FFL +83.35M / TOS +83.25M
SIXTH FLOOR
FFL +79.15M / TOS +79.05M
FIFTH FLOOR
FFL +74.95M / TOS +74.85M
FOURTH FLOOR
FFL +70.75M / TOS +70.65M
THIRD FLOOR
FFL +66.55M / TOS +66.45M
SECOND FLOOR
FFL +62.35M / TOS +62.25M
FIRST FLOOR
FFL +58.15M / TOS +58.05M
GROUND FLOOR
FFL +53.95M / TOS +53.85M


(1) (2) (3) (4) (5) (6) (7) (8) (9) (10) (11) (12) (13) (14) (14a) (15) (16) (17) (18) (19) (20) (21) (22) (23)

STAGE II SUBMISSION

APPROVED BY:		NHSRCL	
SIGNATURE:	DATE:	SIGNATURE:	DATE:
PREPARED BY:		RITES LTD.	
SIGNATURE:	DATE:	SIGNATURE:	DATE:
TITLE:			
SABARMATI HSR TERMINAL			

PROJECT: **MUMBAI - AHMEDABAD HIGH SPEED RAIL PROJECT**

OWNER:



NHSRCL, Asia Bhawan, 2nd Floor, Sector 9, Dwarka, Delhi - 110077

CONSULTANT:



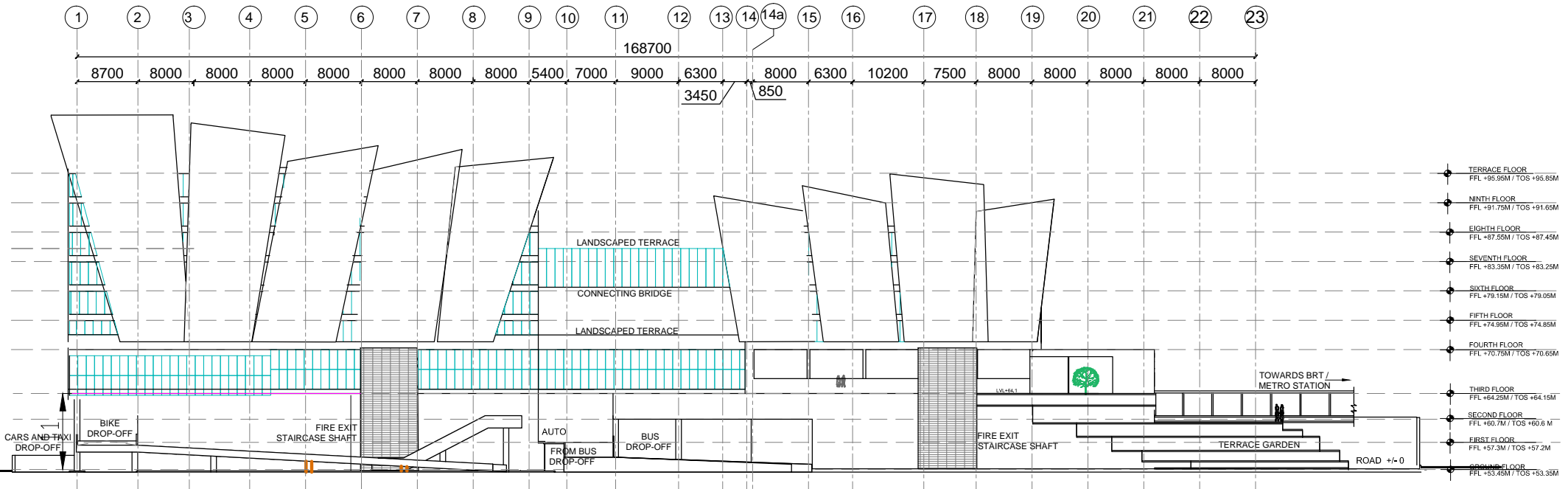
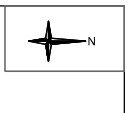
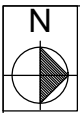
RITES Bhawan, Plot No.1, Sector 29, Gurugram - 122001

ARCHITECTS:



DESIGN WORKSHOP
100B - C Block, Kalkaji, New Delhi - 110019

DWG TITLE:	ELEVATION 1 & 2
DWG NO.:	HSR/SABARMATI/AR-19
SCALE:	1:750
REVISION:	R1
DATE:	21.06.2018

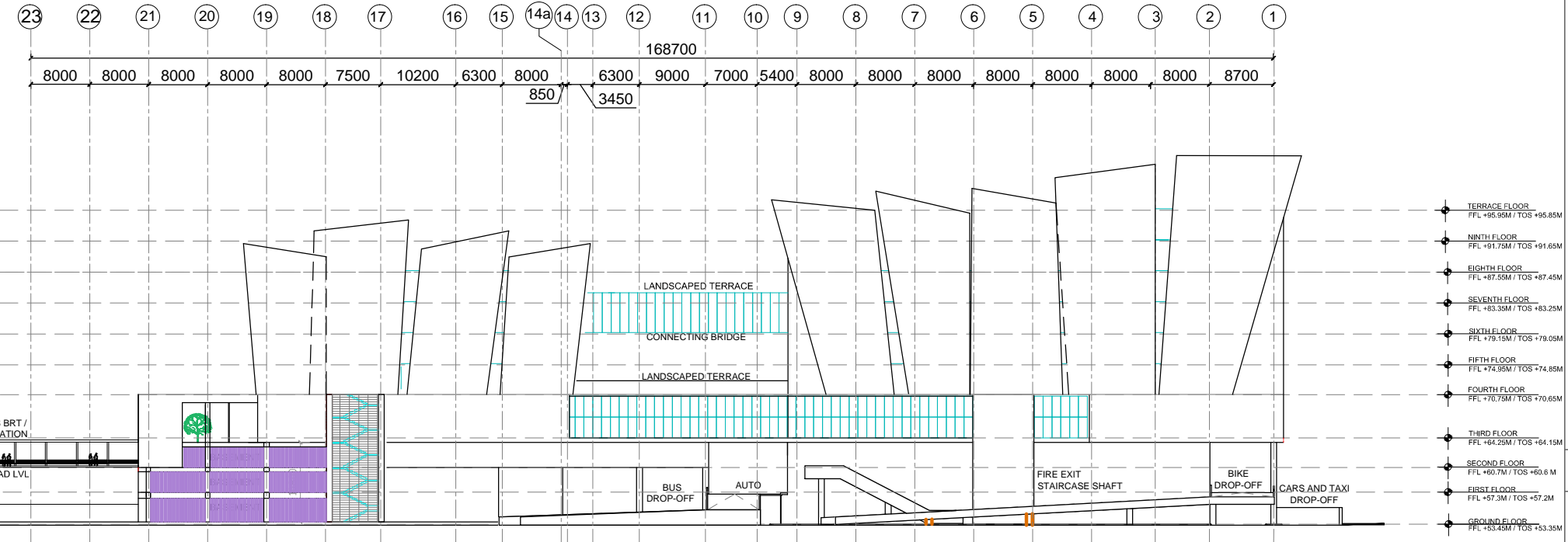


ELEVATION 3

KEY PLAN:

NOTES:

1. ALL DIMENSIONS AND LEVELS ARE IN M., UNLESS OTHERWISE MENTIONED.
2. DRAWING SHALL NOT BE SCALED; ONLY WRITTEN DIMENSIONS SHALL BE FOLLOWED.
3. NO WORK SHALL START WITHOUT APPROVED GOOD-FOR-CONSTRUCTION DRAWING.
4. THIS IS THE CONCEPTUAL DRAWING AND DETAILED ENGINEERING DESIGN SHALL BE THE RESPONSIBILITY OF EXECUTING/ IMPLEMENTING AGENCIES.
5. ACQUISITION OF LAND FOR IMPLEMENTATION OF PROJECT SHALL BE THE RESPONSIBILITY OF EXECUTING/ IMPLEMENTING AGENCIES.
6. ALL REQUIRED STATUTORY CLEARANCES ARE TO BE OBTAINED BY THE EXECUTING/ IMPLEMENTING AGENCIES.
7. THE NECESSARY PERMISSION FOR CUTTING OF TREES SHALL BE OBTAINED BY THE EXECUTING/ IMPLEMENTING AGENCIES FROM CONCERNED DEPT. AS PER THE EXISTING POLICY.



ELEVATION 4

STAGE II SUBMISSION

APPROVED BY:		NHSRCL	
SIGNATURE:	DATE:	SIGNATURE:	DATE:
PREPARED BY: RITES LTD.			
SIGNATURE:	DATE:	SIGNATURE:	DATE:
TITLE: SABARMATI HSR TERMINAL			

PROJECT: MUMBAI - AHMEDABAD HIGH SPEED RAIL PROJECT

OWNER:




NHSRCL, Asia Bhawan, 2nd Floor, Sector 9, Dwarka, Delhi - 110077

CONSULTANT:



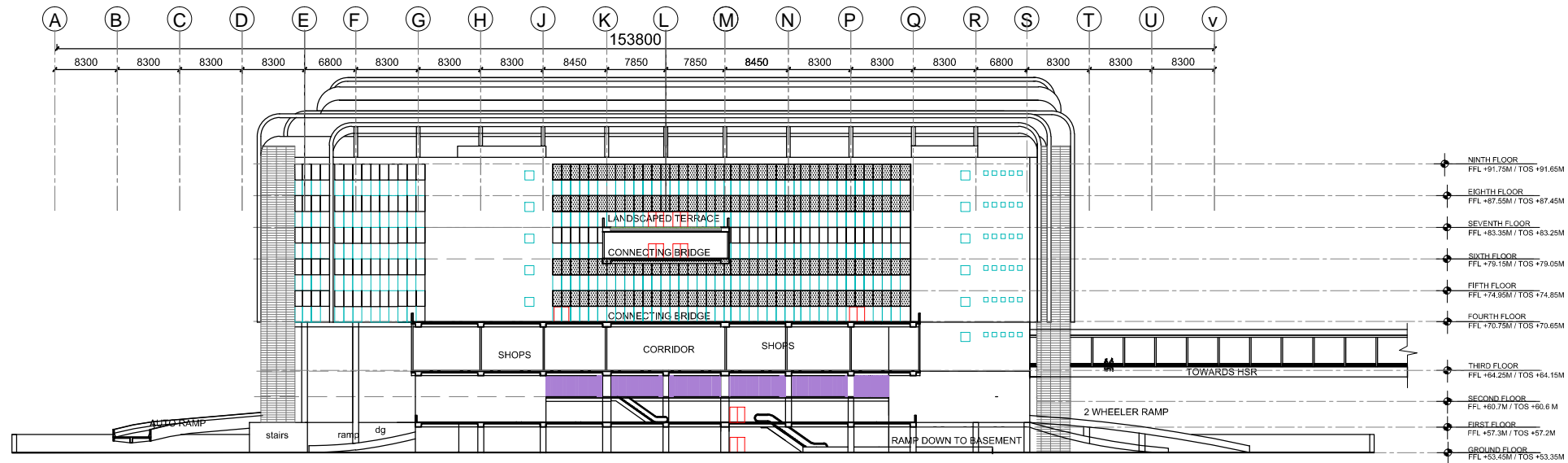
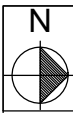
RITES Bhawan, Plot No.1, Sector 29, Gurugram - 122001

ARCHITECTS:

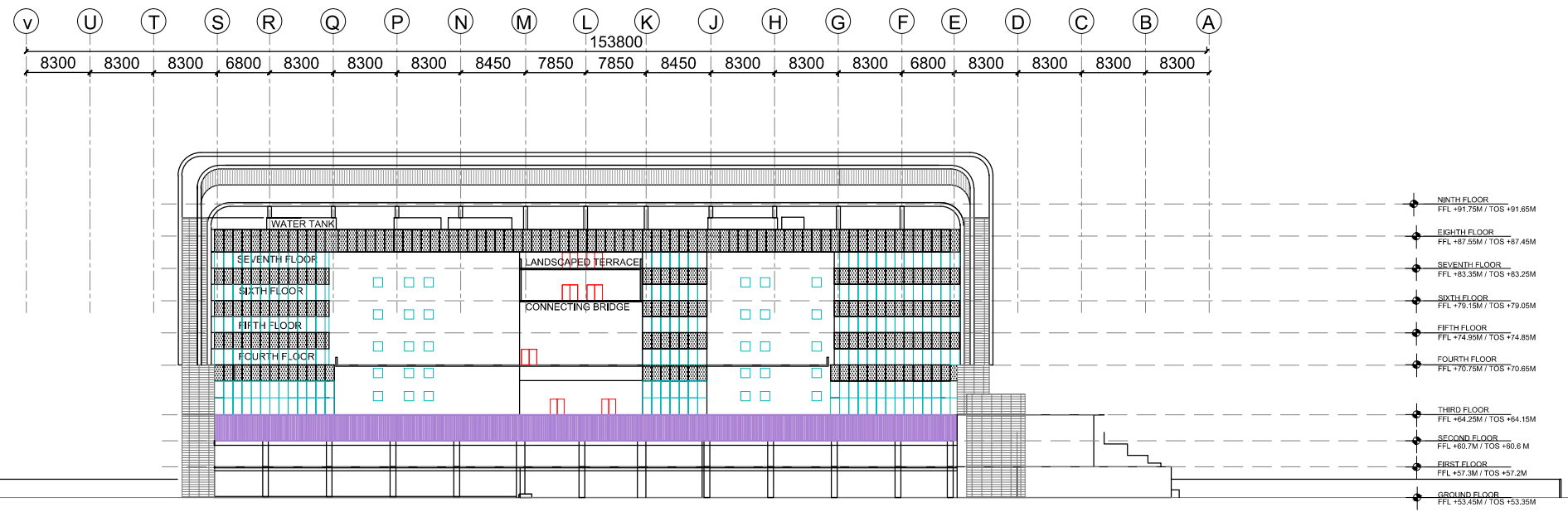


DESIGN WORKSHOP
100B - C Block, Kalkaji, New Delhi - 110019

DWG TITLE: ELEVATION 3 & 4		REVISION: R1	
DWG NO: HSR/SABARMATI/AR-20		DATE: 21.06.2018	
SCALE: 1:750			



ELEVATION 5



ELEVATION 6

KEY PLAN:

NOTES:

1. ALL DIMENSIONS AND LEVELS ARE IN M., UNLESS OTHERWISE MENTIONED.
2. DRAWING SHALL NOT BE SCALED; ONLY WRITTEN DIMENSIONS SHALL BE FOLLOWED.
3. NO WORK SHALL START WITHOUT APPROVED GOOD-FOR-CONSTRUCTION DRAWING.
4. THIS IS THE CONCEPTUAL DRAWING AND DETAILED ENGINEERING DESIGN SHALL BE THE RESPONSIBILITY OF EXECUTING/ IMPLEMENTING AGENCIES.
5. ACQUISITION OF LAND FOR IMPLEMENTATION OF PROJECT SHALL BE THE RESPONSIBILITY OF EXECUTING/ IMPLEMENTING AGENCIES.
6. ALL REQUIRED STATUTORY CLEARANCES ARE TO BE OBTAINED BY THE EXECUTING/ IMPLEMENTING AGENCIES.
7. THE NECESSARY PERMISSION FOR CUTTING OF TREES SHALL BE OBTAINED BY THE EXECUTING/ IMPLEMENTING AGENCIES FROM CONCERNED DEPT. AS PER THE EXISTING POLICY.

STAGE II SUBMISSION

APPROVED BY: NHSRCL

SIGNATURE:	DATE:	SIGNATURE:	DATE:
------------	-------	------------	-------

PREPARED BY: RITES LTD.

SIGNATURE:	DATE:	SIGNATURE:	DATE:	SIGNATURE:	DATE:
------------	-------	------------	-------	------------	-------

TITLE:

SABARMATI HSR TERMINAL

DWG TITLE :	ELEVATION 5 & 6
DWG NO :	HSR/SABARMATI/AR-21
SCALE :	1:750
REVISION: R1	DATE: 21.06.2018

PROJECT: MUMBAI - AHMEDABAD HIGH SPEED RAIL PROJECT

OWNER :



NHSRCL, Asia Bhawan, 2nd Floor, Sector 9, Dwarka, Delhi - 110077

CONSULTANT :

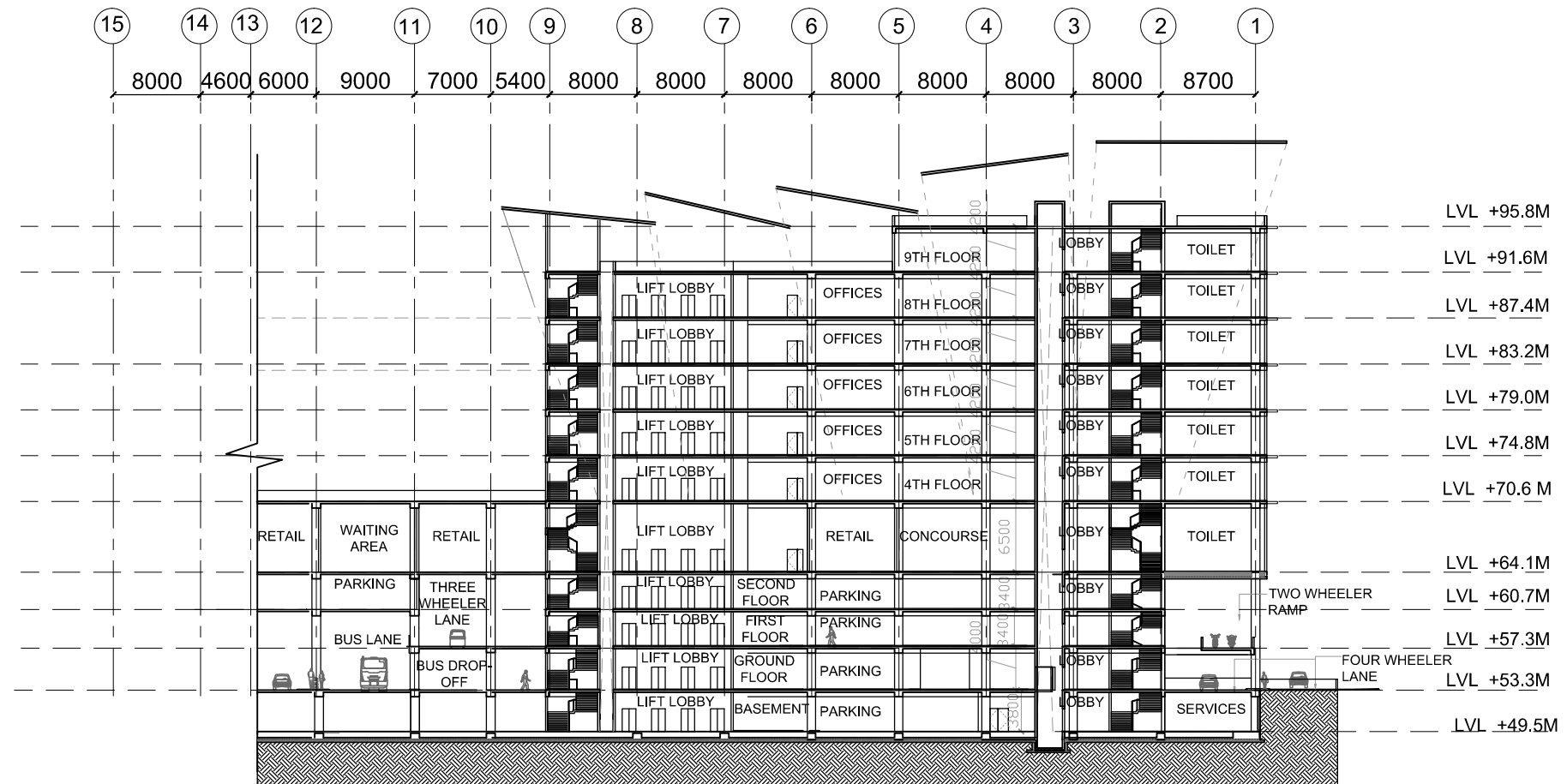
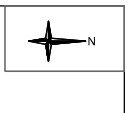
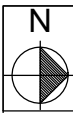


RITES Bhawan, Plot No.1, Sector 29, Gurugram - 122001


ARCHITECTS :



DESIGN WORKSHOP
100B - C Block, Kalkaji, New Delhi - 110019



SECTION GG'



SECTION HH'

KEY PLAN:

- NOTES:
1. ALL DIMENSIONS AND LEVELS ARE IN M., UNLESS OTHERWISE MENTIONED.
 2. DRAWING SHALL NOT BE SCALED; ONLY WRITTEN DIMENSIONS SHALL BE FOLLOWED.
 3. NO WORK SHALL START WITHOUT APPROVED GOOD-FOR-CONSTRUCTION DRAWING.
 4. THIS IS THE CONCEPTUAL DRAWING AND DETAILED ENGINEERING DESIGN SHALL BE THE RESPONSIBILITY OF EXECUTING/IMPLEMENTING AGENCIES.
 5. ACQUISITION OF LAND FOR IMPLEMENTATION OF PROJECT SHALL BE THE RESPONSIBILITY OF EXECUTING/IMPLEMENTING AGENCIES.
 6. ALL REQUIRED STATUTORY CLEARANCES ARE TO BE OBTAINED BY THE EXECUTING/IMPLEMENTING AGENCIES.
 7. THE NECESSARY PERMISSION FOR CUTTING OF TREES SHALL BE OBTAINED BY THE EXECUTING/IMPLEMENTING AGENCIES FROM CONCERNED DEPT. AS PER THE EXISTING POLICY.

STAGE II SUBMISSION

APPROVED BY: NHSRCL

SIGNATURE:	DATE:	SIGNATURE:	DATE:

PREPARED BY: RITES LTD.

SIGNATURE:	DATE:	SIGNATURE:	DATE:

TITLE: **SABARMATI HSR TERMINAL**

DWG TITLE: SECTION GG' & HH'	
DWG NO: HSR/SABARMATI/AR-18	REVISION: R1
SCALE: 1:750	DATE: 21.06.2018

PROJECT: **MUMBAI - AHMEDABAD HIGH SPEED RAIL PROJECT**

OWNER:

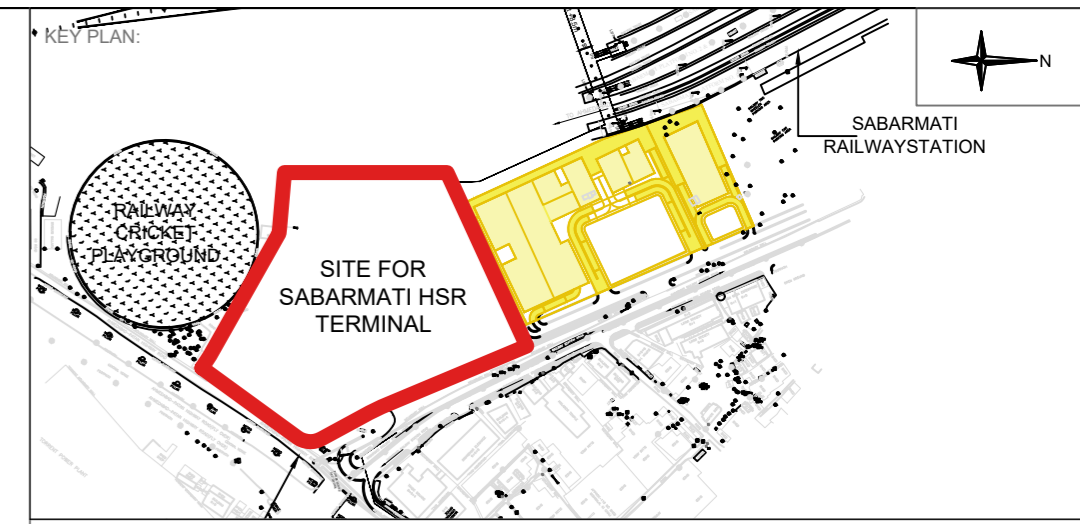
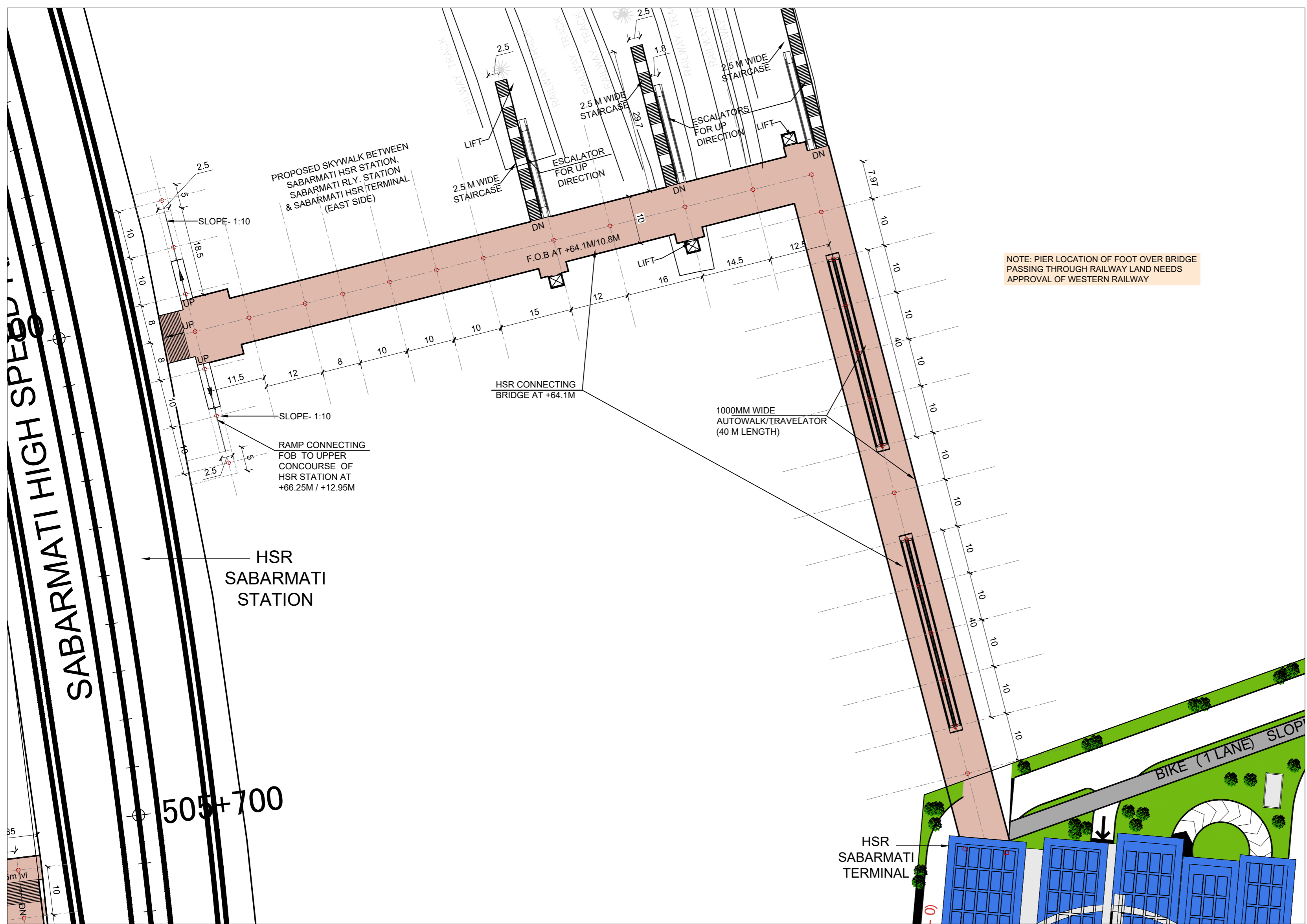
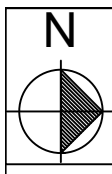
NHSRCL, Asia Bhawan, 2nd Floor, Sector 9,
Dwarka, Delhi - 110077

CONSULTANT:

RITES Bhawan, Plot No.1, Sector 29,
Gurgaon - 122001

ARCHITECTS:

DESIGN WORKSHOP
100B - C Block, Kalkaji, New Delhi - 110019



- NOTES:
1. ALL DIMENSIONS AND LEVELS ARE IN M., UNLESS OTHERWISE MENTIONED.
 2. DRAWING SHALL NOT BE SCALED; ONLY WRITTEN DIMENSIONS SHALL BE FOLLOWED.
 3. NO WORK SHALL START WITHOUT APPROVED GOOD-FOR-CONSTRUCTION DRAWING.
 4. THIS IS THE CONCEPTUAL DRAWING AND DETAILED ENGINEERING DESIGN SHALL BE THE RESPONSIBILITY OF EXECUTING/ IMPLEMENTING AGENCIES.
 5. ACQUISITION OF LAND FOR IMPLEMENTATION OF PROJECT SHALL BE THE RESPONSIBILITY OF EXECUTING/ IMPLEMENTING AGENCIES.
 6. ALL REQUIRED STATUTORY CLEARANCES ARE TO BE OBTAINED BY THE EXECUTING/ IMPLEMENTING AGENCIES.
 7. THE NECESSARY PERMISSION FOR CUTTING OF TREES SHALL BE OBTAINED BY THE EXECUTING/ IMPLEMENTING AGENCIES FROM CONCERNED DEPT. AS PER THE EXISTING POLICY.

SABARMATI HIGH SPEED

STAGE II SUBMISSION

APPROVED BY: NHSRCL

SIGNATURE:	DATE:	SIGNATURE:	DATE:
------------	-------	------------	-------

PREPARED BY: RITES LTD.

SIGNATURE:	DATE:	SIGNATURE:	DATE:	SIGNATURE:	DATE:
------------	-------	------------	-------	------------	-------

TITLE:

SABARMATI HSR TERMINAL

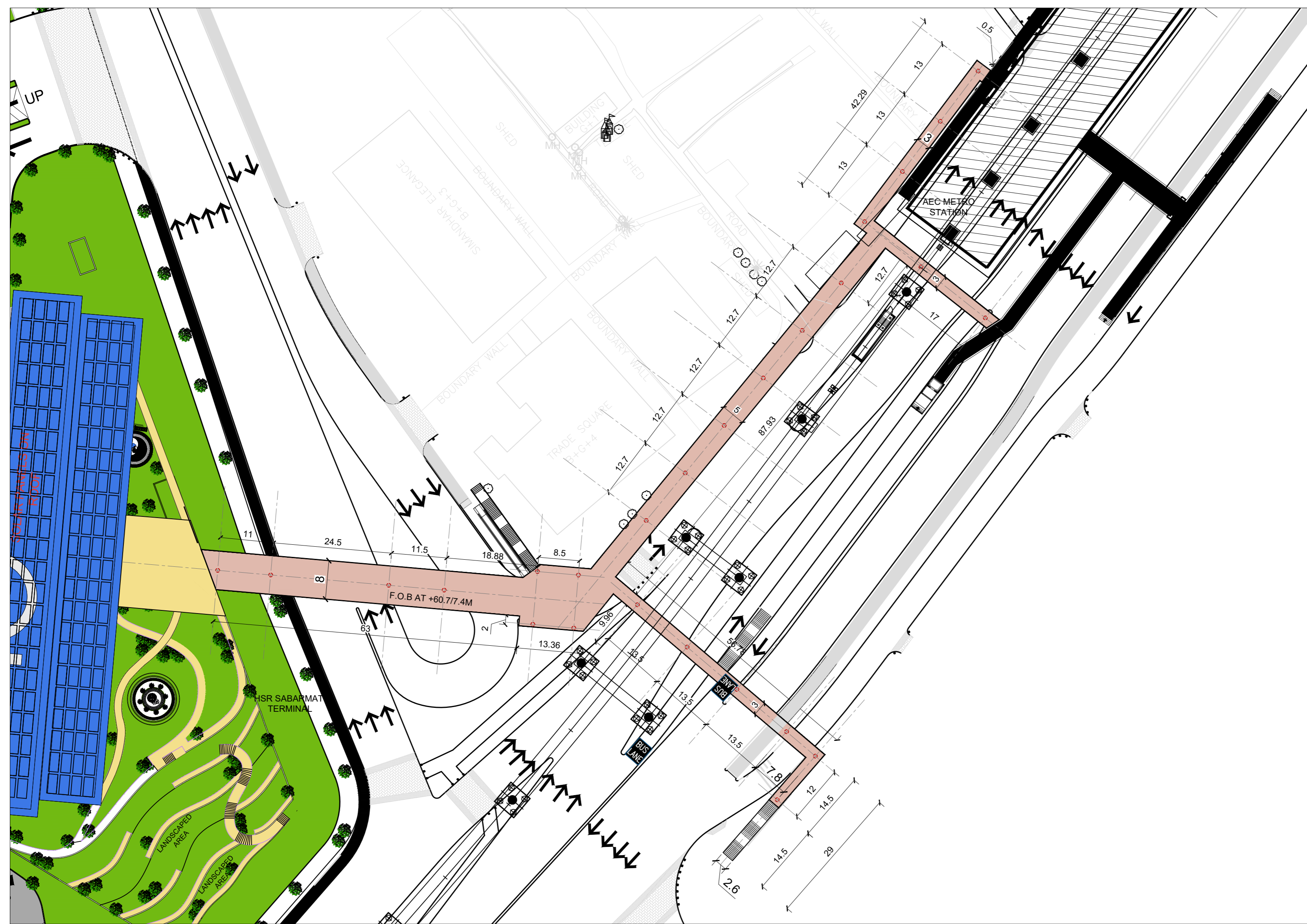
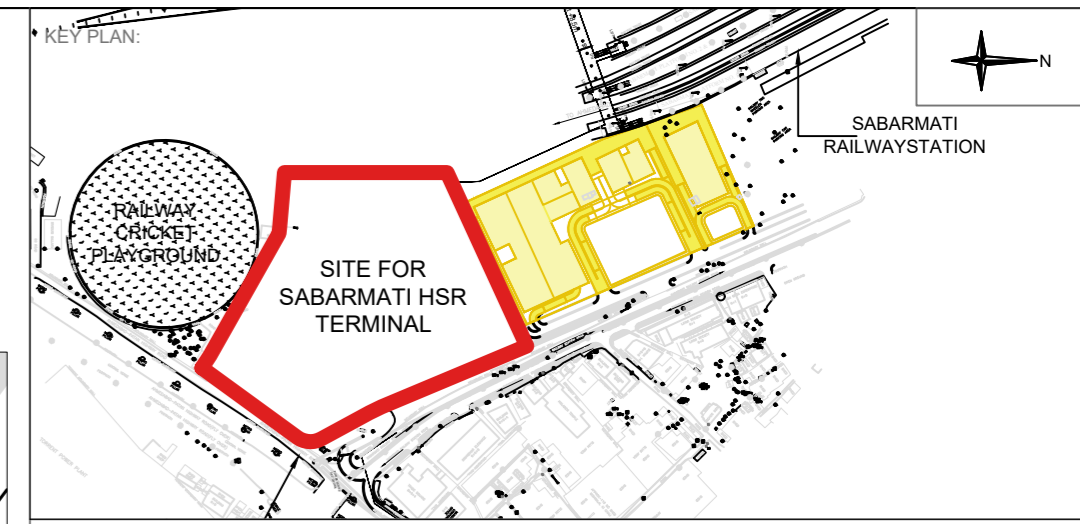
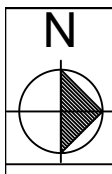
PROJECT: MUMBAI - AHMEDABAD HIGH SPEED RAIL PROJECT

OWNER: NHSRCL, Asia Bhawan, 2nd Floor, Sector 9, Dwarka, Delhi - 110077

CONSULTANT: RITES THE INFRASTRUCTURE PEOPLE
RITES Bhawan, Plot No.1, Sector 29, Gurugram - 122001

ARCHITECTS: DESIGN WORKSHOP
100B - C Block, Kalkaji, New Delhi - 110019

DWG TITLE: FOB 1 - HSR TERMINAL TO HSR STATION
 DWG NO: HSR/SABARMATI/AR-28
 SCALE: 1:2000
 REVISION: R0
 DATE: 21.06.2018



- NOTES:
1. ALL DIMENSIONS AND LEVELS ARE IN M., UNLESS OTHERWISE MENTIONED.
 2. DRAWING SHALL NOT BE SCALED; ONLY WRITTEN DIMENSIONS SHALL BE FOLLOWED.
 3. NO WORK SHALL START WITHOUT APPROVED GOOD-FOR-CONSTRUCTION DRAWING.
 4. THIS IS THE CONCEPTUAL DRAWING AND DETAILED ENGINEERING DESIGN SHALL BE THE RESPONSIBILITY OF EXECUTING/ IMPLEMENTING AGENCIES.
 5. ACQUISITION OF LAND FOR IMPLEMENTATION OF PROJECT SHALL BE THE RESPONSIBILITY OF EXECUTING/ IMPLEMENTING AGENCIES.
 6. ALL REQUIRED STATUTORY CLEARANCES ARE TO BE OBTAINED BY THE EXECUTING/ IMPLEMENTING AGENCIES.
 7. THE NECESSARY PERMISSION FOR CUTTING OF TREES SHALL BE OBTAINED BY THE EXECUTING/ IMPLEMENTING AGENCIES FROM CONCERNED DEPT. AS PER THE EXISTING POLICY.

STAGE II SUBMISSION

APPROVED BY: NHSRCL

SIGNATURE:	DATE:	SIGNATURE:	DATE:
------------	-------	------------	-------

PREPARED BY: RITES LTD.

SIGNATURE:	DATE:	SIGNATURE:	DATE:
------------	-------	------------	-------

SABARMATI HSR TERMINAL

DWG TITLE: **FOB 2 - HSR TERMINAL TO AEC METRO STATION**

DWG NO: **HSR/SABARMATI/AR-29**

SCALE: 1:2000	REVISION: R0
	DATE: 21.06.2018

PROJECT: **MUMBAI - AHMEDABAD HIGH SPEED RAIL PROJECT**

OWNER:

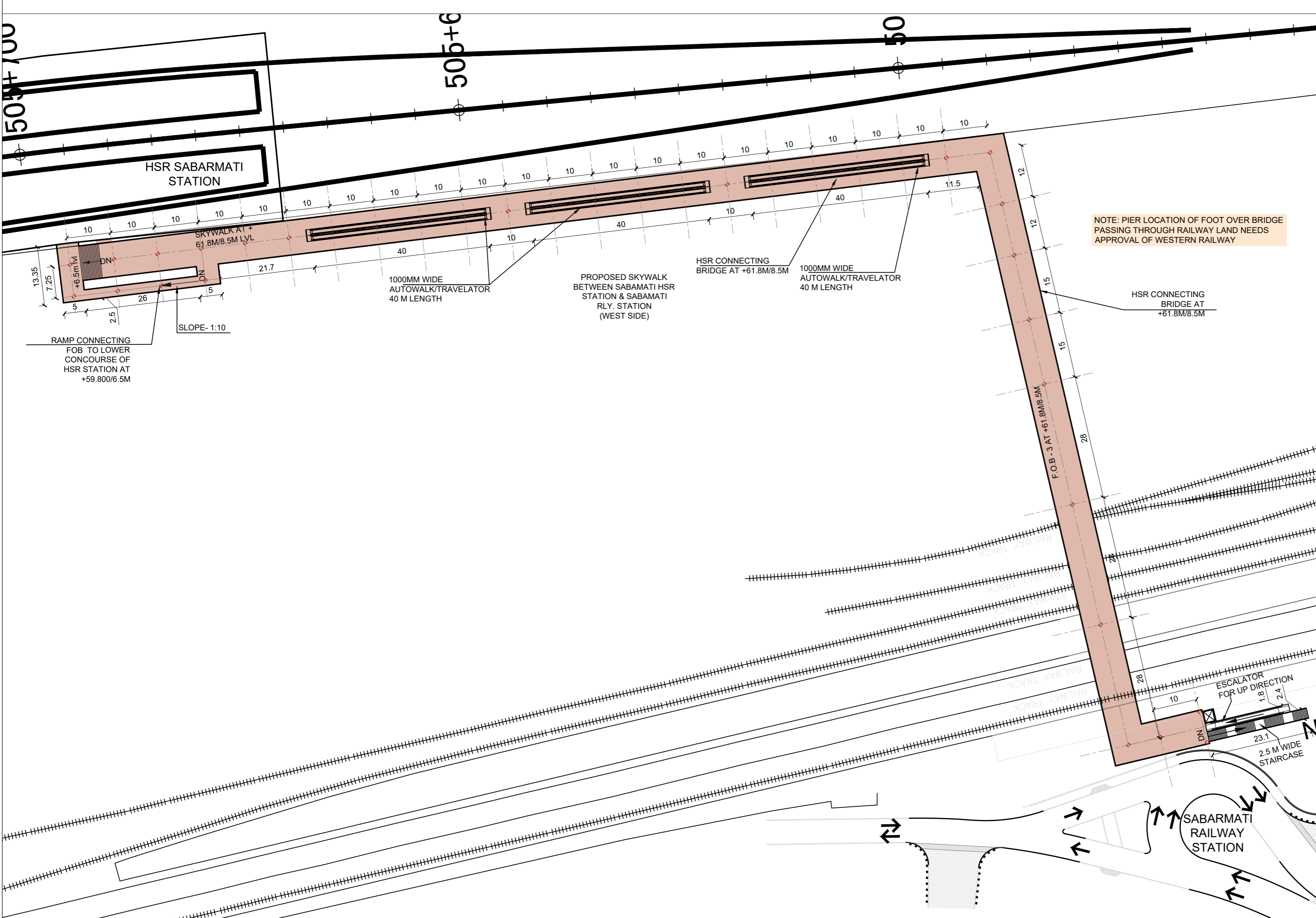
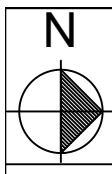
NHSRCL, Asia Bhawan, 2nd Floor, Sector 9,
Dwarka, Delhi - 110077

CONSULTANT:

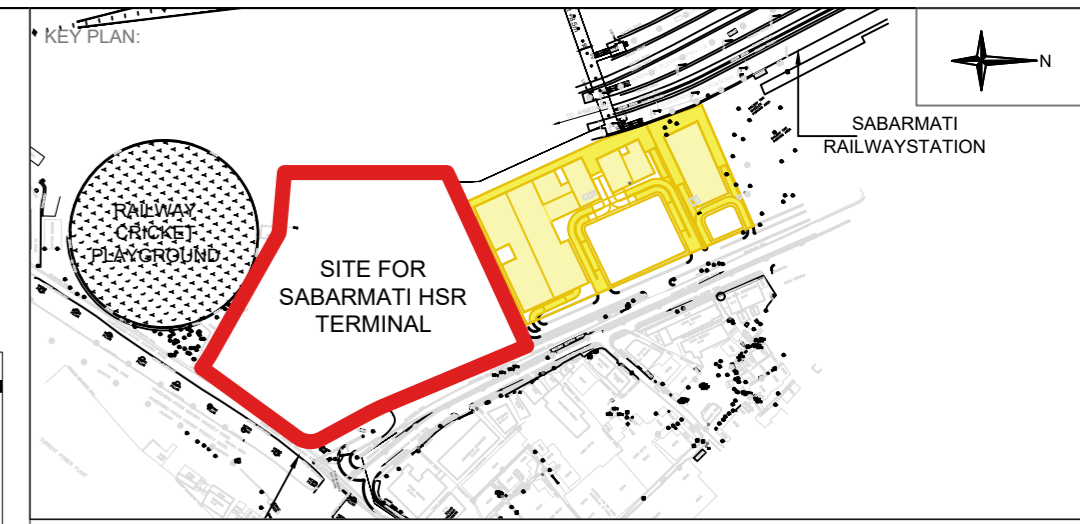
RITES Bhawan, Plot No.1, Sector 29,
Gurugram - 122001

ARCHITECTS:

DESIGN WORKSHOP
100B - C Block, Kalkaji, New Delhi - 110019



NOTE: PIER LOCATION OF FOOT OVER BRIDGE PASSING THROUGH RAILWAY LAND NEEDS APPROVAL OF WESTERN RAILWAY



- NOTES:
1. ALL DIMENSIONS AND LEVELS ARE IN M., UNLESS OTHERWISE MENTIONED.
 2. DRAWING SHALL NOT BE SCALED; ONLY WRITTEN DIMENSIONS SHALL BE FOLLOWED.
 3. NO WORK SHALL START WITHOUT APPROVED GOOD-FOR-CONSTRUCTION DRAWING.
 4. THIS IS THE CONCEPTUAL DRAWING AND DETAILED ENGINEERING DESIGN SHALL BE THE RESPONSIBILITY OF EXECUTING/ IMPLEMENTING AGENCIES.
 5. ACQUISITION OF LAND FOR IMPLEMENTATION OF PROJECT SHALL BE THE RESPONSIBILITY OF EXECUTING/ IMPLEMENTING AGENCIES.
 6. ALL REQUIRED STATUTORY CLEARANCES ARE TO BE OBTAINED BY THE EXECUTING/ IMPLEMENTING AGENCIES.
 7. THE NECESSARY PERMISSION FOR CUTTING OF TREES SHALL BE OBTAINED BY THE EXECUTING/ IMPLEMENTING AGENCIES FROM CONCERNED DEPT. AS PER THE EXISTING POLICY.

STAGE II SUBMISSION

APPROVED BY: NHSRCL

SIGNATURE:	DATE:	SIGNATURE:	DATE:
------------	-------	------------	-------

PREPARED BY: RITES LTD.

SIGNATURE:	DATE:	SIGNATURE:	DATE:	SIGNATURE:	DATE:
------------	-------	------------	-------	------------	-------

SABARMATI HSR TERMINAL

DWG TITLE: FOB 3 - HSR SATION SABARMATI RAILWAY STATION

DWG NO: HSR/SABARMATI/AR-30

SCALE: 1:2000

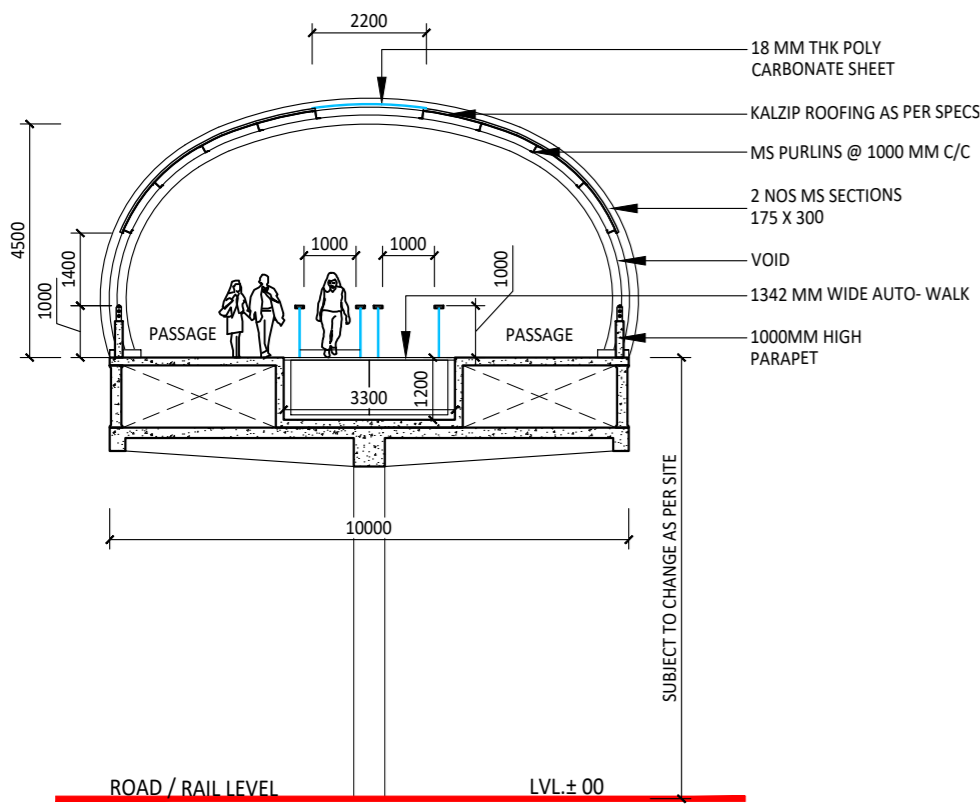
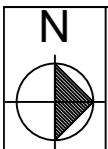
REVISION: R0
DATE: 21.06.2018

PROJECT: MUMBAI - AHMEDABAD HIGH SPEED RAIL PROJECT

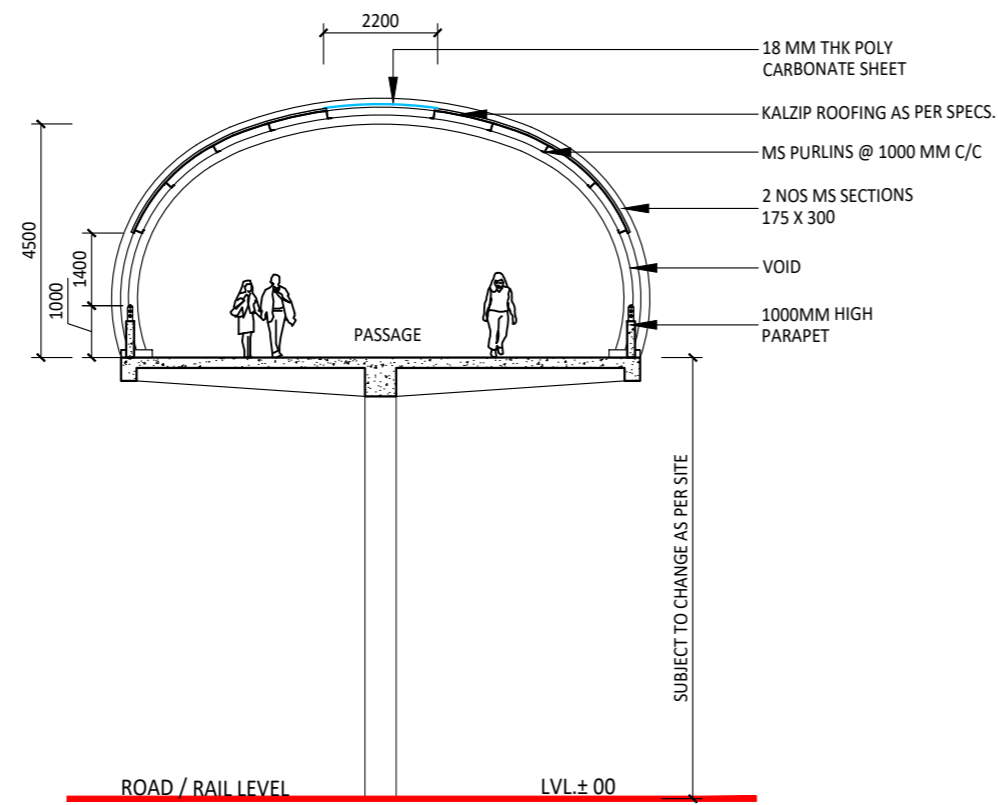
OWNER: NHSRCL, Asia Bhawan, 2nd Floor, Sector 9, Dwarka, Delhi - 110077

CONSULTANT: RITES Bhawan, Plot No.1, Sector 29, Gurugram - 122001

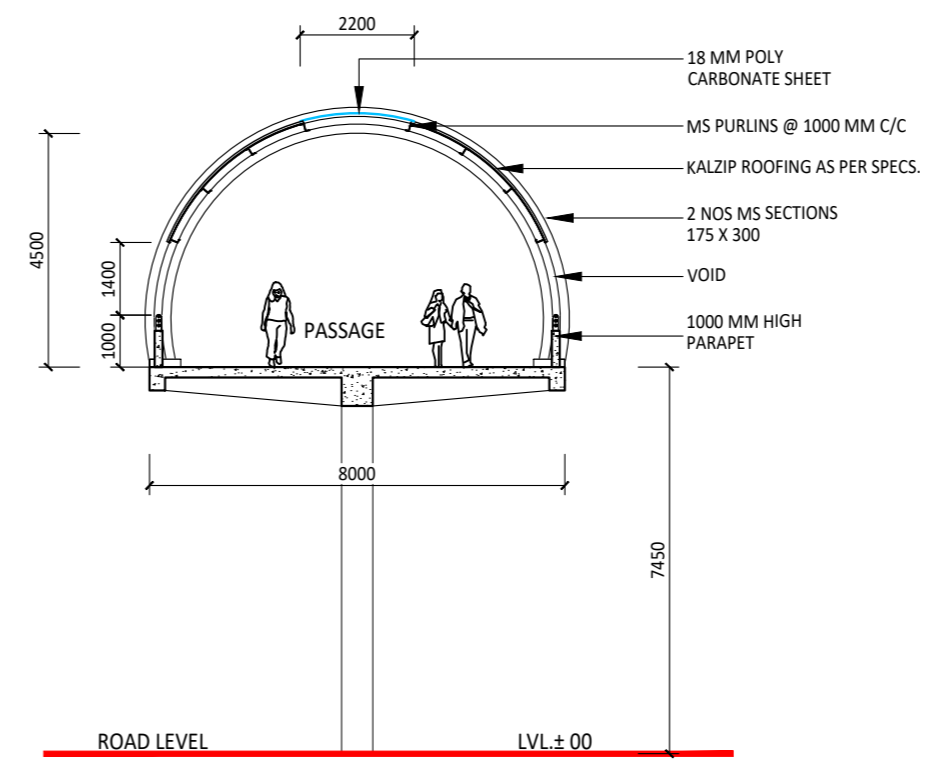
ARCHITECTS: DESIGN WORKSHOP 100B - C Block, Kalkaji, New Delhi - 110019



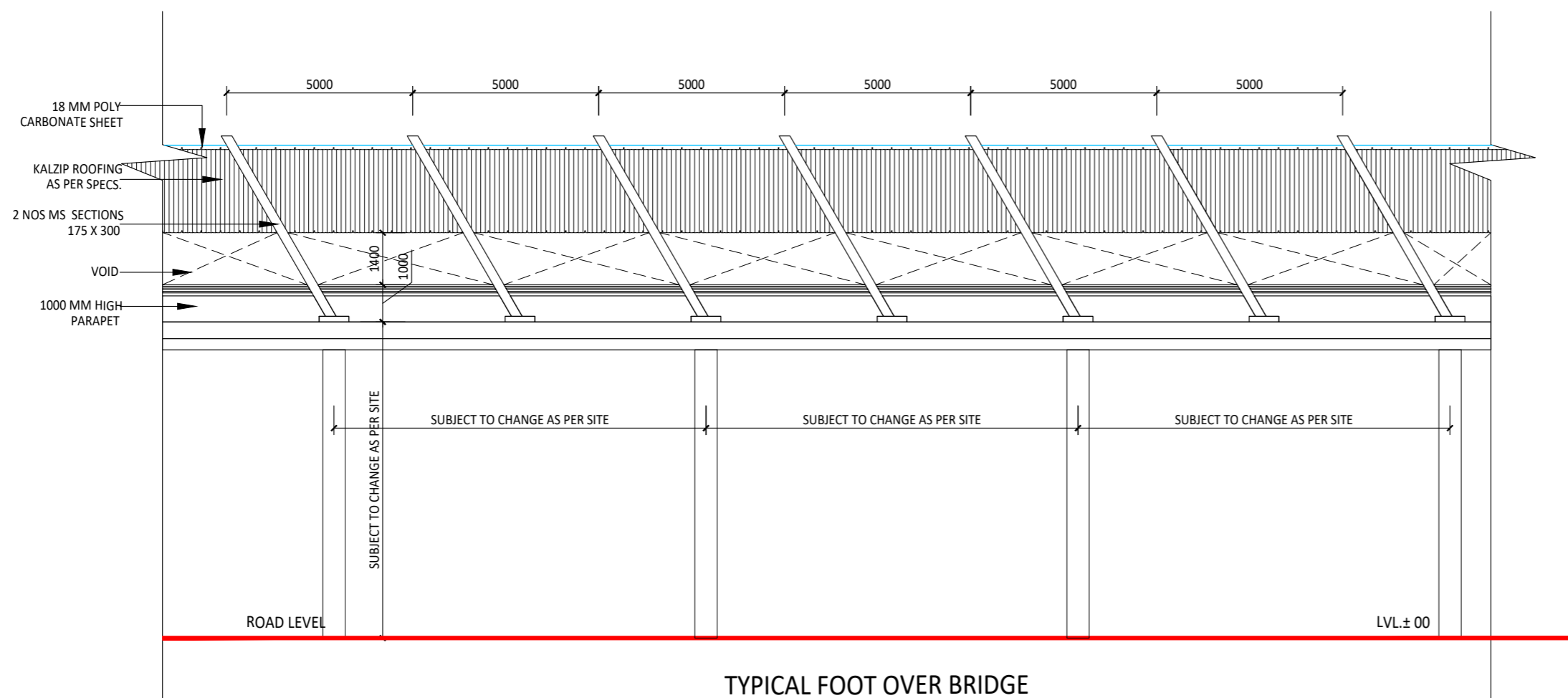
10 M WIDE FOOT OVER BRIDGE SECTION (WITH AUTO-WALK)



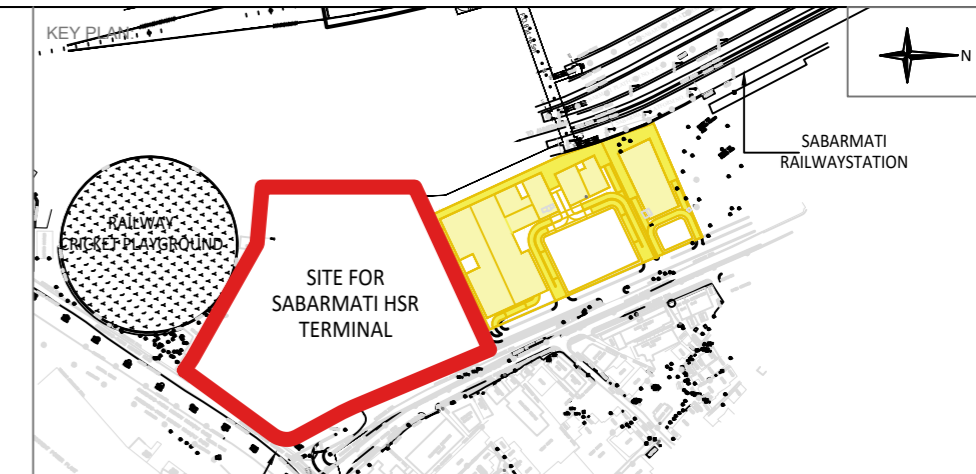
10 M WIDE FOOT OVER BRIDGE SECTION (WITHOUT AUTO-WALK)



8 M WIDE FOOT OVER BRIDGE SECTION (WITHOUT AUTO-WALK)



TYPICAL FOOT OVER BRIDGE ELEVATION (WITHOUT AUTO-WALK)



NOTES:

1. ALL DIMENSIONS AND LEVELS ARE IN M., UNLESS OTHERWISE MENTIONED.
2. DRAWING SHALL NOT BE SCALED; ONLY WRITTEN DIMENSIONS SHALL BE FOLLOWED.
3. NO WORK SHALL START WITHOUT APPROVED GOOD-FOR-CONSTRUCTION DRAWING.
4. THIS IS THE CONCEPTUAL DRAWING AND DETAILED ENGINEERING DESIGN SHALL BE THE RESPONSIBILITY OF EXECUTING/ IMPLEMENTING AGENCIES.
5. ACQUISITION OF LAND FOR IMPLEMENTATION OF PROJECT SHALL BE THE RESPONSIBILITY OF EXECUTING/ IMPLEMENTING AGENCIES.
6. ALL REQUIRED STATUTORY CLEARANCES ARE TO BE OBTAINED BY THE EXECUTING/ IMPLEMENTING AGENCIES.
7. THE NECESSARY PERMISSION FOR CUTTING OF TREES SHALL BE OBTAINED BY THE EXECUTING/ IMPLEMENTING AGENCIES FROM CONCERNED DEPT. AS PER THE EXISTING POLICY.

STAGE II SUBMISSION

APPROVED BY: NHSRCL

SIGNATURE:	DATE:	SIGNATURE:	DATE:
------------	-------	------------	-------

PREPARED BY: RITES LTD.

SIGNATURE:	DATE:	SIGNATURE:	DATE:	SIGNATURE:	DATE:
------------	-------	------------	-------	------------	-------

TITLE:

SABARMATI HSR TERMINAL

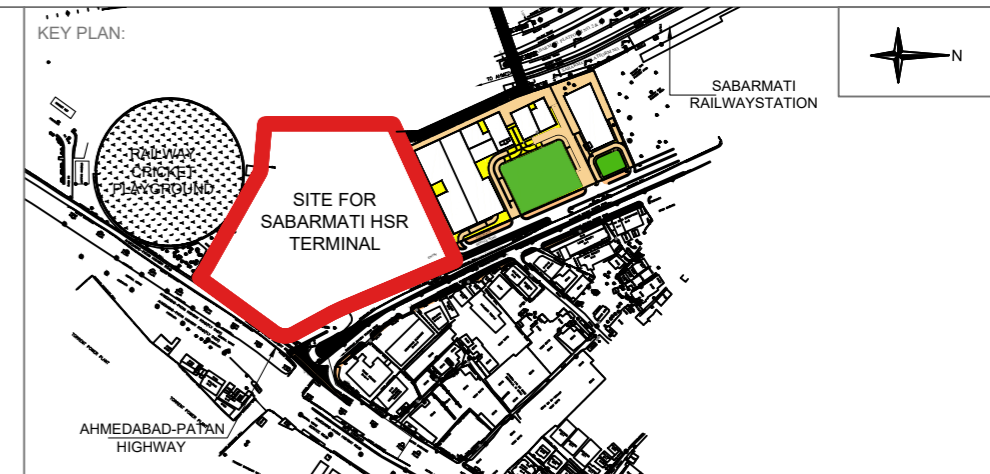
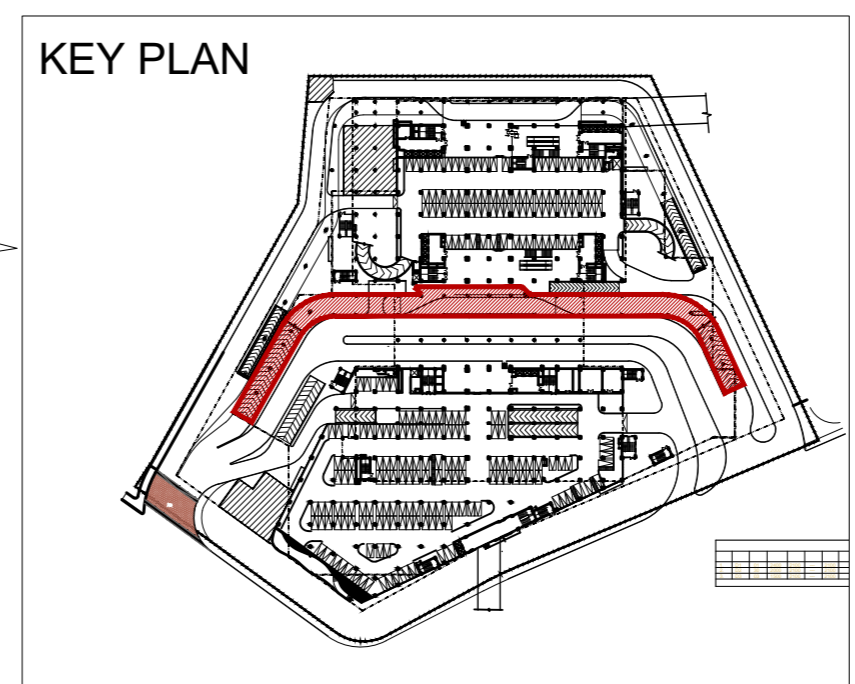
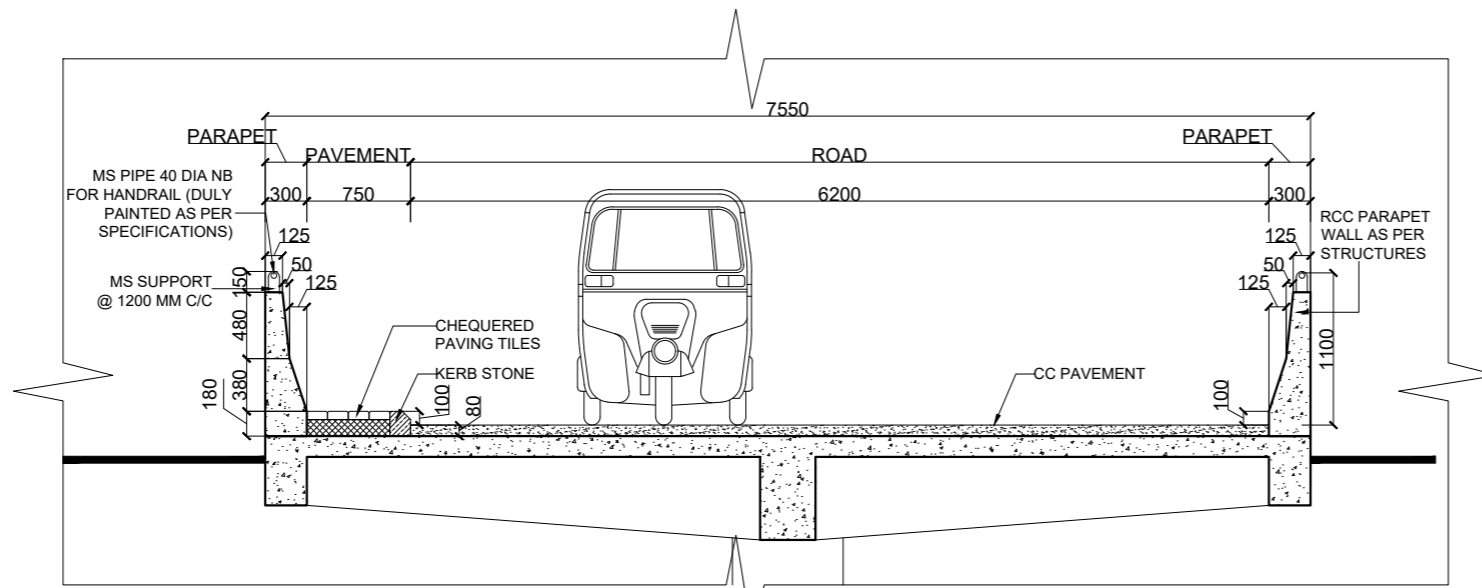
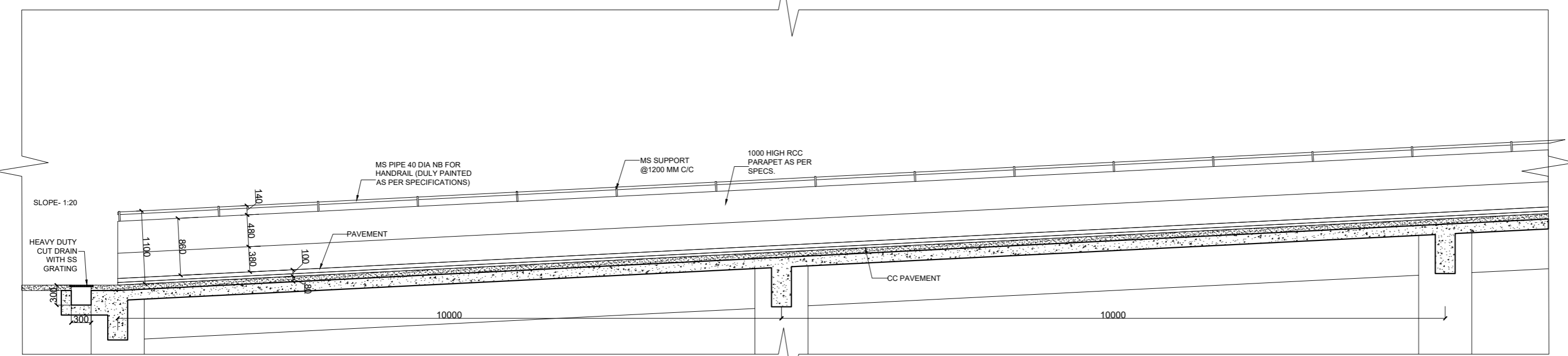
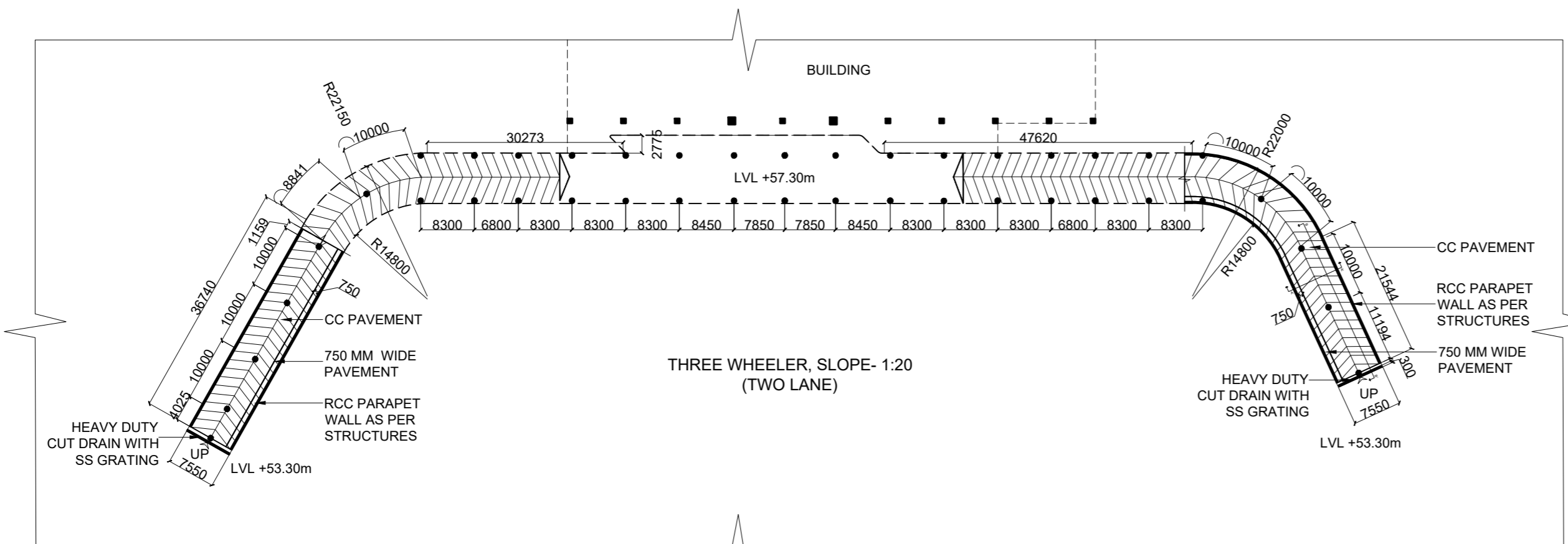
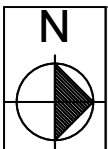
DWG TITLE: FOOT OVER BRIDGE TYPICAL SECTION
 DWG NO: HSR/SABARMATI/AR-31
 SCALE: 1:125
 REVISION: R0
 DATE: 21.06.2018

PROJECT: MUMBAI - AHMEDABAD HIGH SPEED RAIL PROJECT

OWNER: NHSRCL, Asia Bhawan, 2nd Floor, Sector 9, Dwarka, Delhi - 110077

CONSULTANT: RITES THE INFRASTRUCTURE PEOPLE
 RITES Bhawan, Plot No.1, Sector 29, Gurugram - 122001

ARCHITECTS: DESIGN WORKSHOP
 100B - C Block, Kalkaji, New Delhi - 110019



- NOTES:**
1. ALL DIMENSIONS AND LEVELS ARE IN M., UNLESS OTHERWISE MENTIONED.
 2. DRAWING SHALL NOT BE SCALED; ONLY WRITTEN DIMENSIONS SHALL BE FOLLOWED.
 3. NO WORK SHALL START WITHOUT APPROVED GOOD-FOR-CONSTRUCTION DRAWING.
 4. THIS IS THE CONCEPTUAL DRAWING AND DETAILED ENGINEERING DESIGN SHALL BE THE RESPONSIBILITY OF EXECUTING/ IMPLEMENTING AGENCIES.
 5. ACQUISITION OF LAND FOR IMPLEMENTATION OF PROJECT SHALL BE THE RESPONSIBILITY OF EXECUTING/ IMPLEMENTING AGENCIES.
 6. ALL REQUIRED STATUTORY CLEARANCES ARE TO BE OBTAINED BY THE EXECUTING/ IMPLEMENTING AGENCIES.
 7. THE NECESSARY PERMISSION FOR CUTTING OF TREES SHALL BE OBTAINED BY THE EXECUTING/ IMPLEMENTING AGENCIES FROM CONCERNED DEPT. AS PER THE EXISTING POLICY.

STAGE II SUBMISSION

APPROVED BY:				NHSRCL			
SIGNATURE:	DATE:	SIGNATURE:	DATE:	SIGNATURE:	DATE:	SIGNATURE:	DATE:
PREPARED BY:				RITES LTD.			
SIGNATURE:	DATE:	SIGNATURE:	DATE:	SIGNATURE:	DATE:	SIGNATURE:	DATE:
TITLE:							

SABARMATI HSR TERMINAL

DWG TITLE:	THREE WHEELER RAMP DETAILS
DWG NO:	HSR/SABARMATI/AR-24
SCALE:	REVISION: R1
	DATE: 02.07.2018

PROJECT: MUMBAI - AHMEDABAD HIGH SPEED RAIL PROJECT

OWNER:

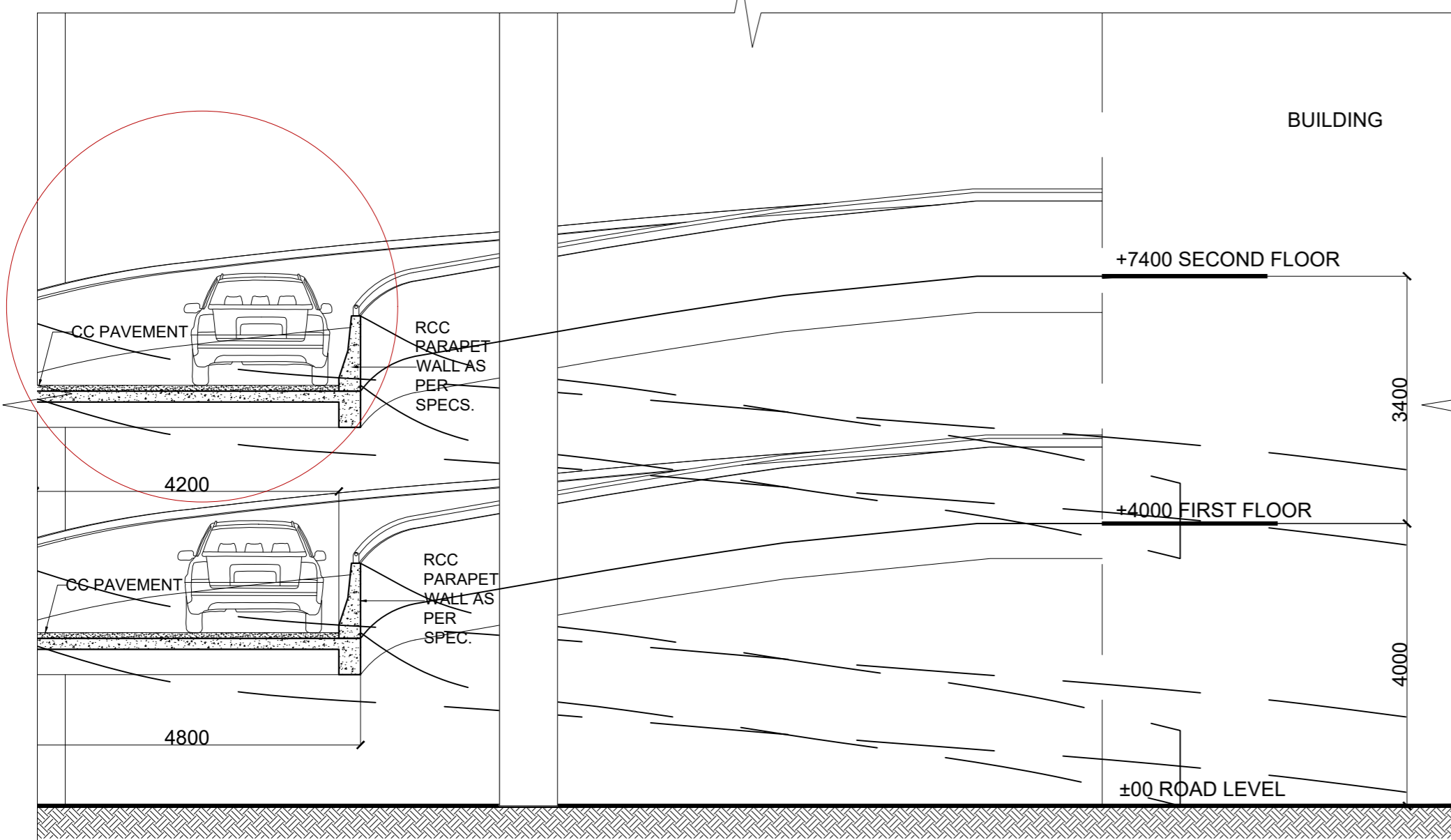
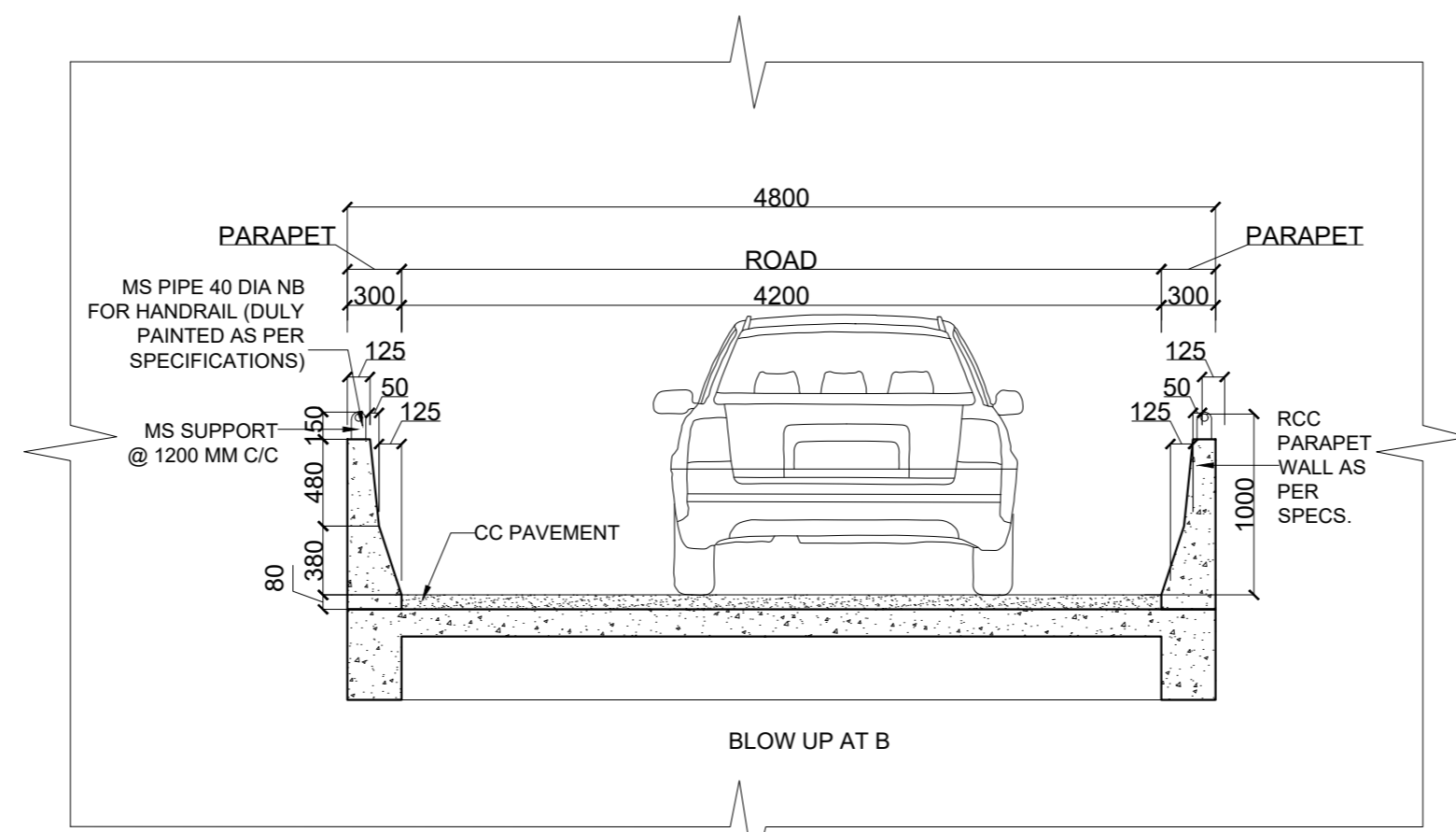
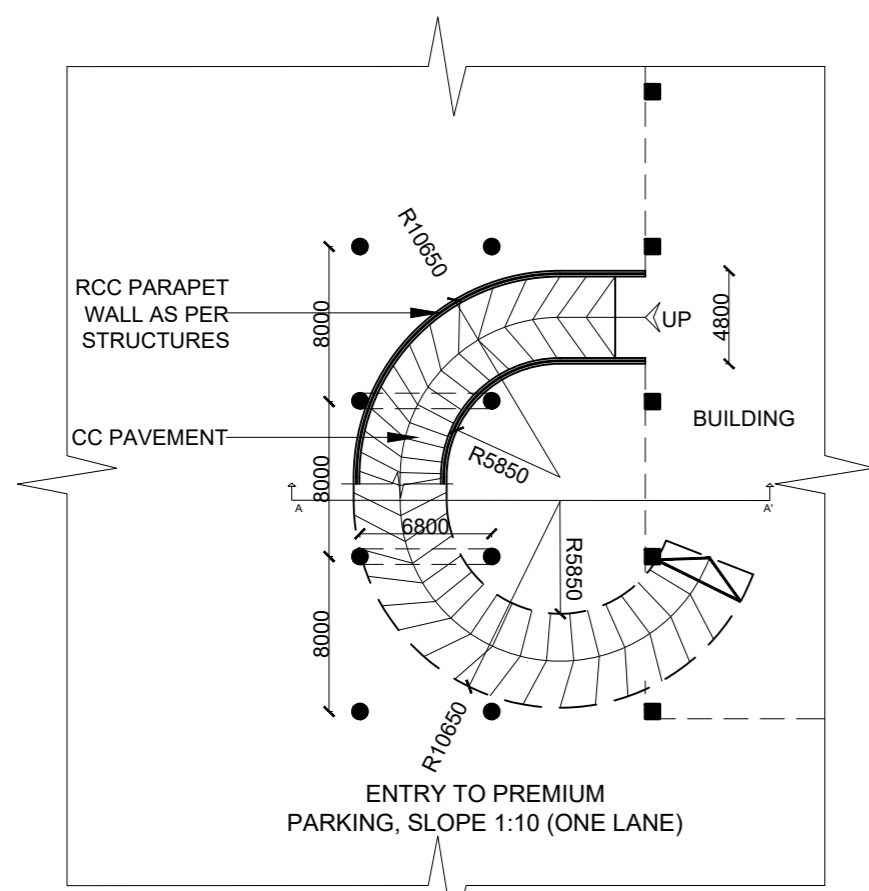
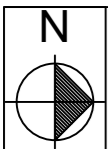
NHSRCL, Asia Bhawan, 2nd Floor, Sector 9, Dwarka, Delhi - 110077

CONSULTANT:

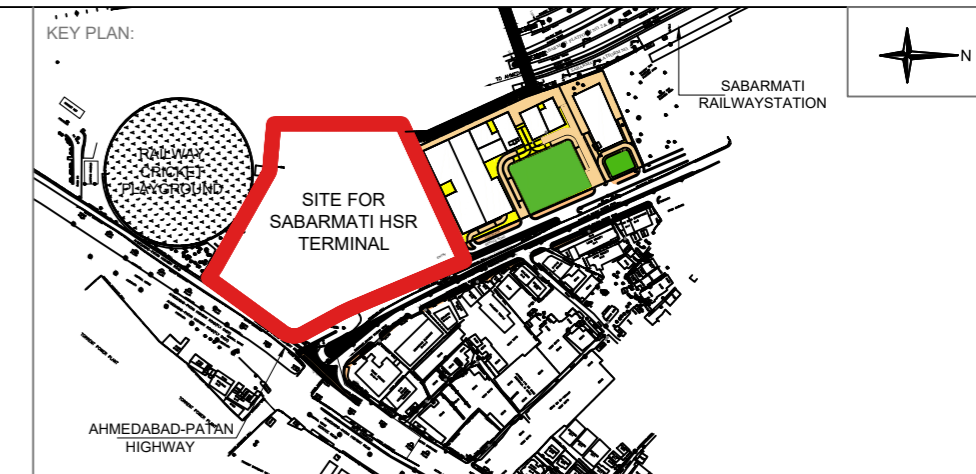
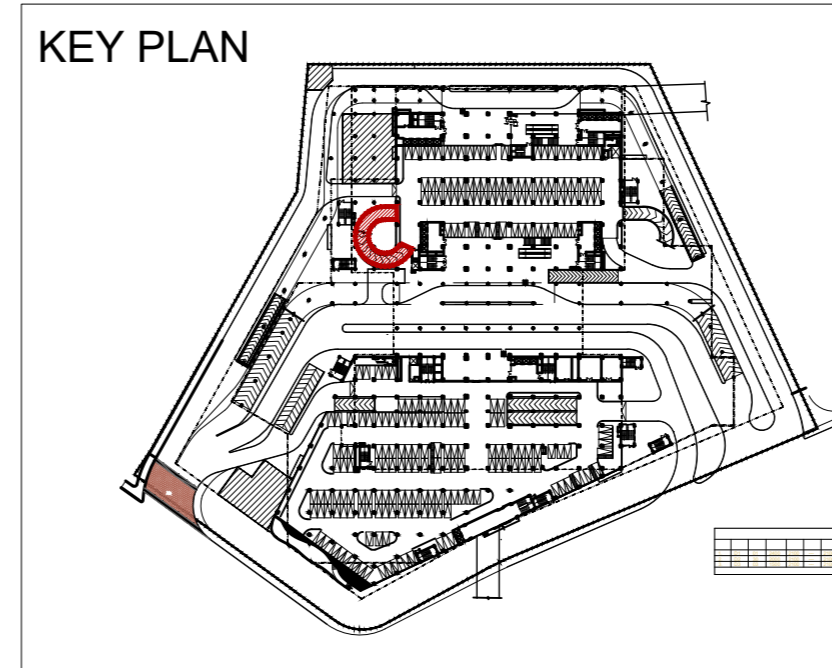
RITES Bhawan, Plot No.1, Sector 29, Gurugram - 122001

ARCHITECTS:

DESIGN WORKSHOP
100B - C Block, Kalkaji, New Delhi - 110019



RAMP TOWARDS PREMIUM PARKING SECTION AA'



- NOTES:
1. ALL DIMENSIONS AND LEVELS ARE IN M., UNLESS OTHERWISE MENTIONED.
 2. DRAWING SHALL NOT BE SCALED; ONLY WRITTEN DIMENSIONS SHALL BE FOLLOWED.
 3. NO WORK SHALL START WITHOUT APPROVED GOOD-FOR-CONSTRUCTION DRAWING.
 4. THIS IS THE CONCEPTUAL DRAWING AND DETAILED ENGINEERING DESIGN SHALL BE THE RESPONSIBILITY OF EXECUTING/ IMPLEMENTING AGENCIES.
 5. ACQUISITION OF LAND FOR IMPLEMENTATION OF PROJECT SHALL BE THE RESPONSIBILITY OF EXECUTING/ IMPLEMENTING AGENCIES.
 6. ALL REQUIRED STATUTORY CLEARANCES ARE TO BE OBTAINED BY THE EXECUTING/ IMPLEMENTING AGENCIES.
 7. THE NECESSARY PERMISSION FOR CUTTING OF TREES SHALL BE OBTAINED BY THE EXECUTING/ IMPLEMENTING AGENCIES FROM CONCERNED DEPT. AS PER THE EXISTING POLICY.


STAGE II SUBMISSION

APPROVED BY:				NHSRCL			
SIGNATURE:		DATE:		SIGNATURE:		DATE:	
PREPARED BY:				RITES LTD.			
SIGNATURE:		DATE:		SIGNATURE:		DATE:	
SIGNATURE:		DATE:		SIGNATURE:		DATE:	
TITLE:							

SABARMATI HSR TERMINAL

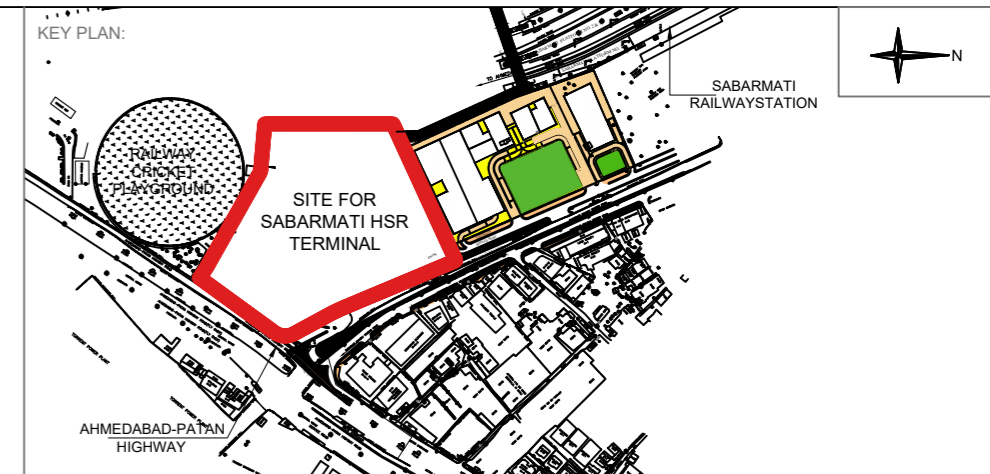
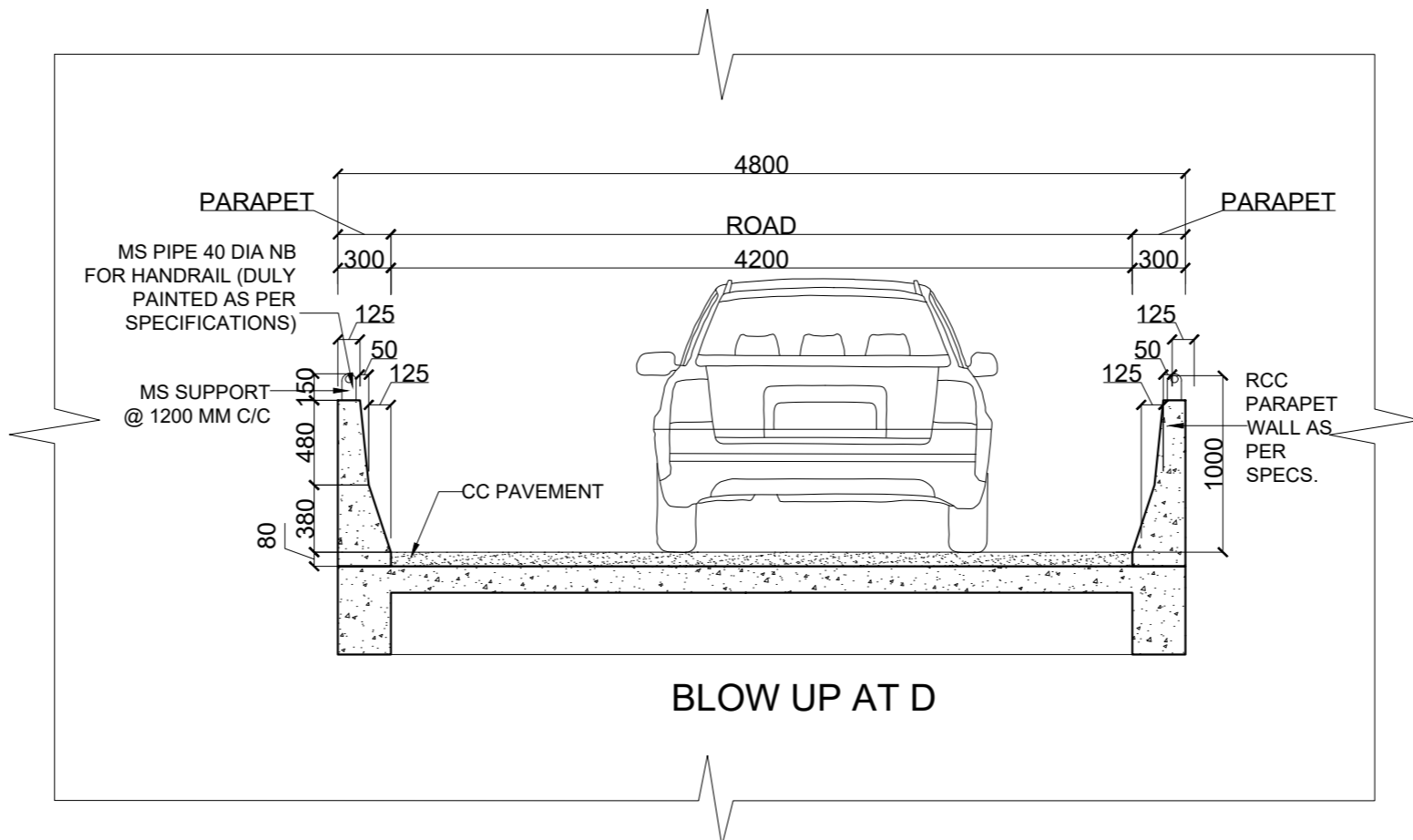
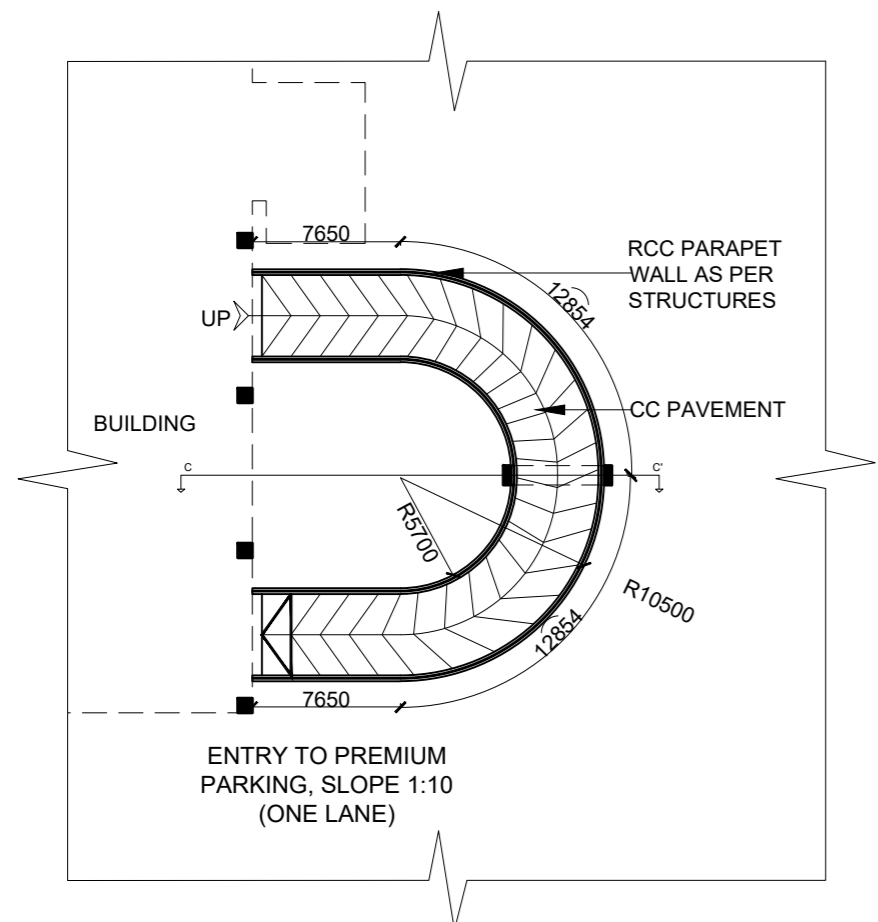
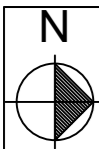
DWG TITLE:	PREMIUM PARKING RAMP - 1 DETAILS
DWG NO.:	HSR/SABARMATI/AR-25 A
SCALE:	REVISION: R1
	DATE: 02.07.2018

PROJECT: MUMBAI - AHMEDABAD HIGH SPEED RAIL PROJECT

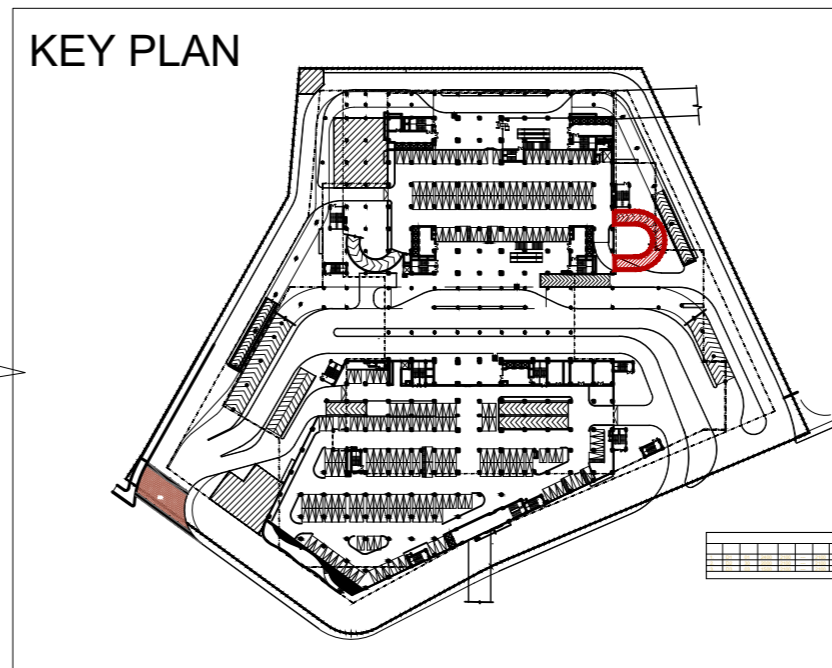
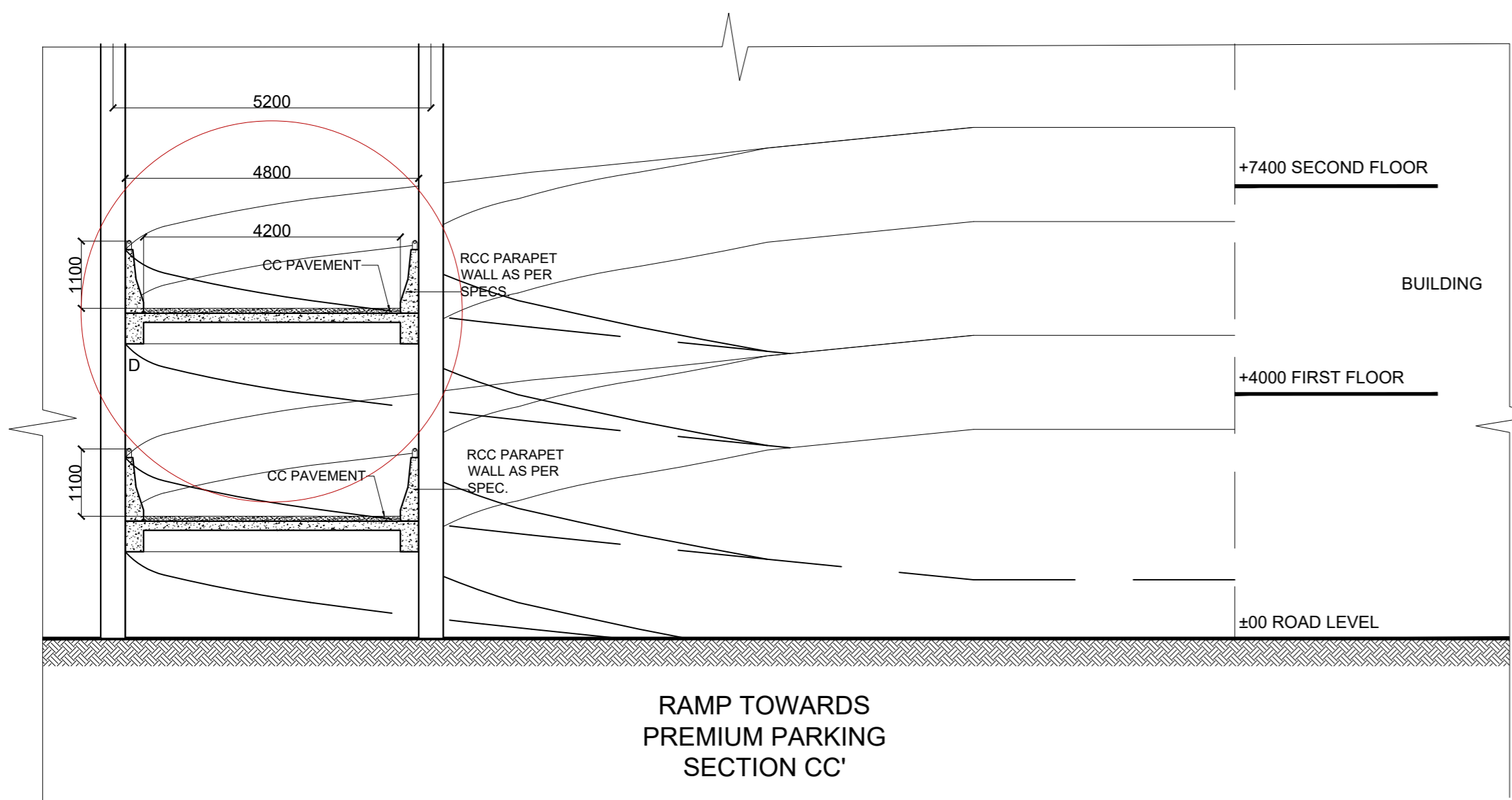
OWNER:  NHSRCL, Asia Bhawan, 2nd Floor, Sector 9, Dwarka, Delhi - 110077

CONSULTANT:  RITES THE INFRASTRUCTURE PEOPLE
RITES Bhawan, Plot No.1, Sector 29, Gurugram - 122001

ARCHITECTS:  DESIGN WORKSHOP
100B - C Block, Kalkaji, New Delhi - 110019



- NOTES:
1. ALL DIMENSIONS AND LEVELS ARE IN M., UNLESS OTHERWISE MENTIONED.
 2. DRAWING SHALL NOT BE SCALED; ONLY WRITTEN DIMENSIONS SHALL BE FOLLOWED.
 3. NO WORK SHALL START WITHOUT APPROVED GOOD-FOR-CONSTRUCTION DRAWING.
 4. THIS IS THE CONCEPTUAL DRAWING AND DETAILED ENGINEERING DESIGN SHALL BE THE RESPONSIBILITY OF EXECUTING/ IMPLEMENTING AGENCIES.
 5. ACQUISITION OF LAND FOR IMPLEMENTATION OF PROJECT SHALL BE THE RESPONSIBILITY OF EXECUTING/ IMPLEMENTING AGENCIES.
 6. ALL REQUIRED STATUTORY CLEARANCES ARE TO BE OBTAINED BY THE EXECUTING/ IMPLEMENTING AGENCIES.
 7. THE NECESSARY PERMISSION FOR CUTTING OF TREES SHALL BE OBTAINED BY THE EXECUTING/ IMPLEMENTING AGENCIES FROM CONCERNED DEPT. AS PER THE EXISTING POLICY.



STAGE II SUBMISSION


APPROVED BY:				NHSRCL			
SIGNATURE:	DATE:	SIGNATURE:	DATE:	SIGNATURE:	DATE:	SIGNATURE:	DATE:
PREPARED BY:				RITES LTD.			
SIGNATURE:	DATE:	SIGNATURE:	DATE:	SIGNATURE:	DATE:	SIGNATURE:	DATE:
TITLE:							

SABARMATI HSR TERMINAL

DWG TITLE:	PREMIUM PARKING RAMP - 2 DETAILS		
DWG NO.:	HSR/SABARMATI/AR-25 B		
SCALE:		REVISION: R1	DATE: 02.07.2018

PROJECT: MUMBAI - AHMEDABAD HIGH SPEED RAIL PROJECT

OWNER:



NHSRCL, Asia Bhawan, 2nd Floor, Sector 9, Dwarka, Delhi - 110077

CONSULTANT:

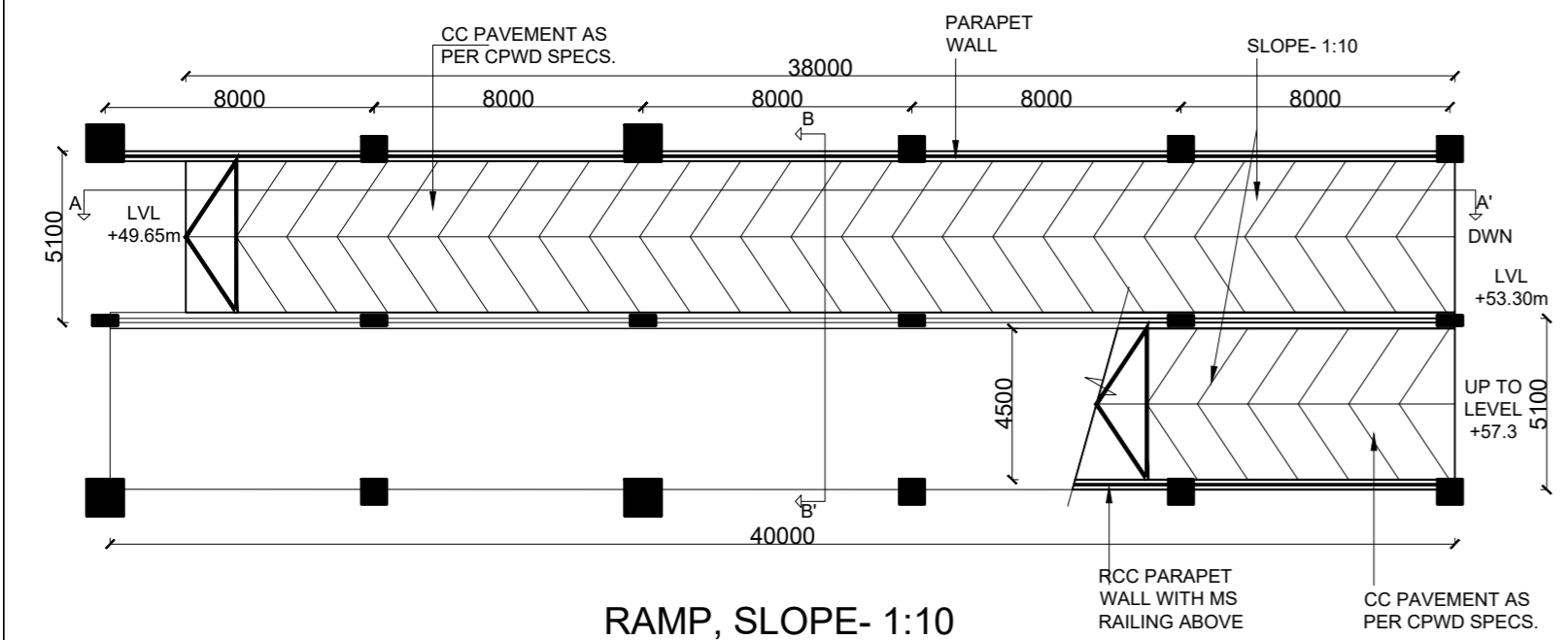
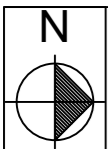


RITES Bhawan, Plot No.1, Sector 29, Gurugram - 122001

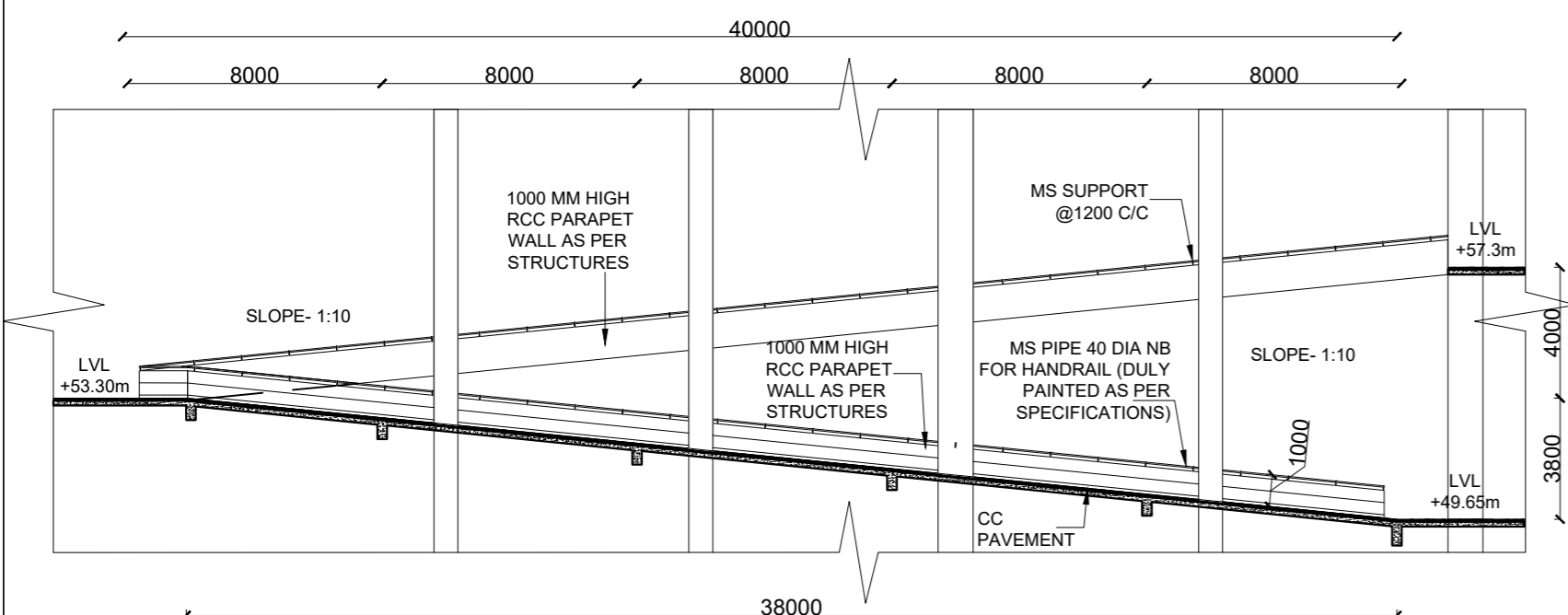
ARCHITECTS:



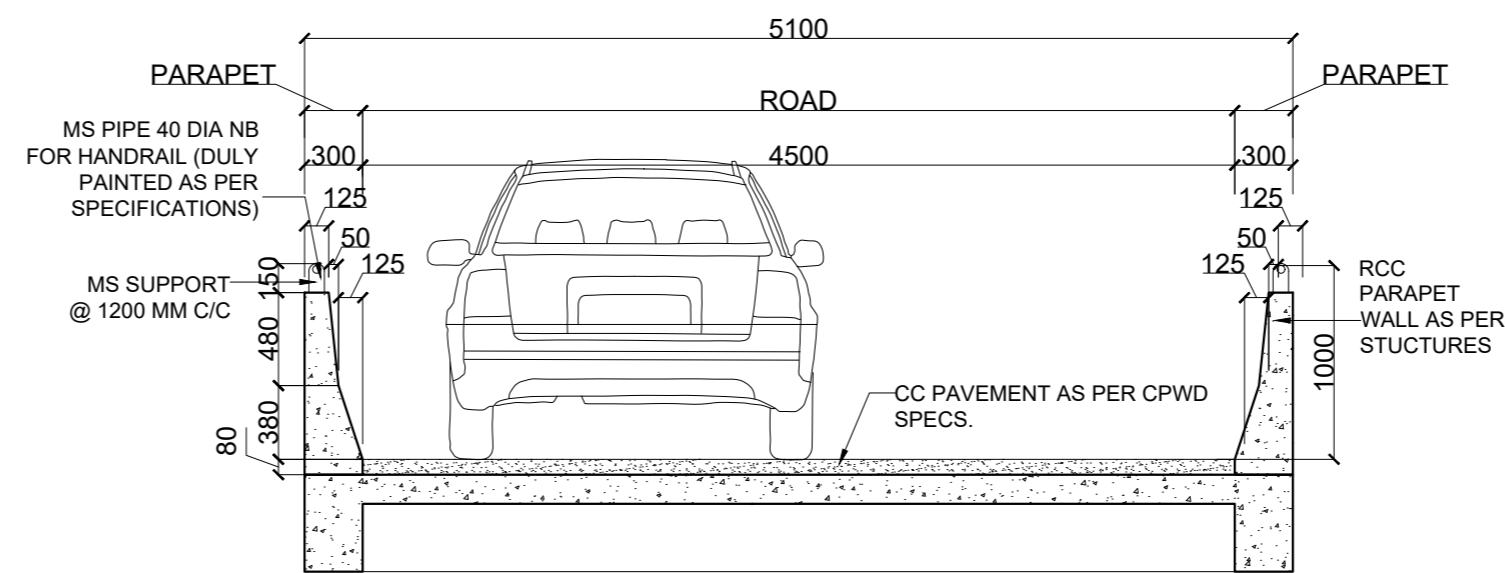
DESIGN WORKSHOP
100B - C Block, Kalkaji, New Delhi - 110019



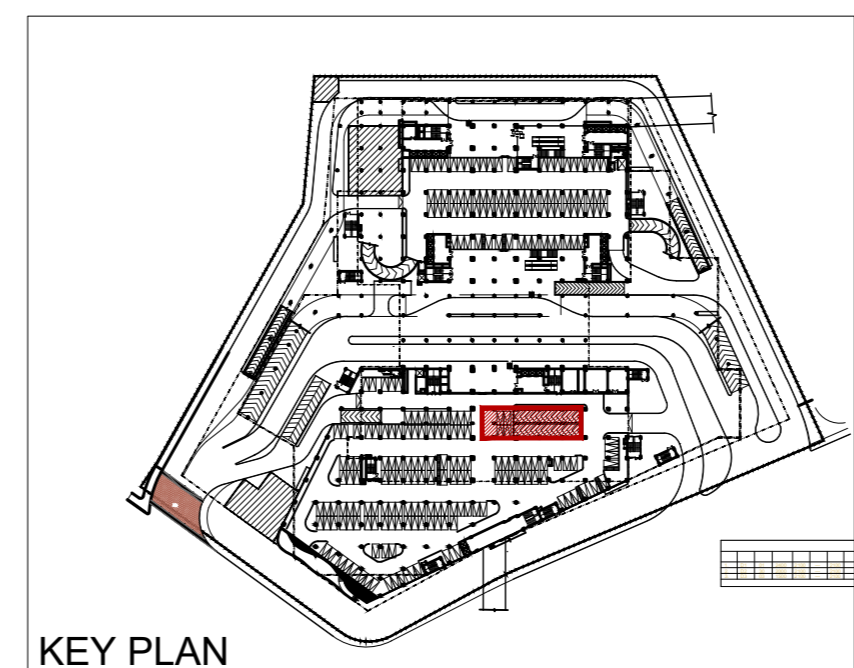
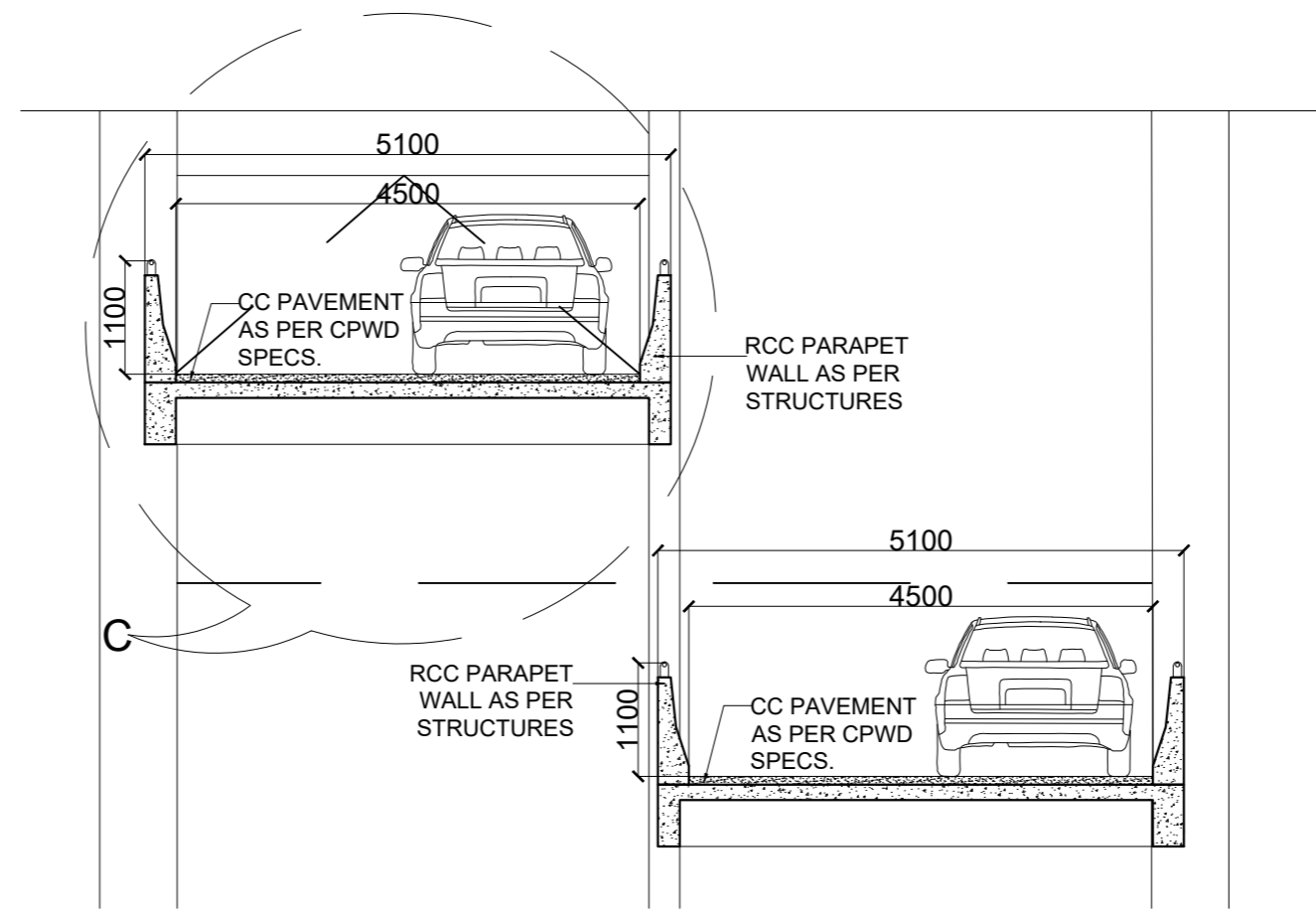
RAMP, SLOPE- 1:10



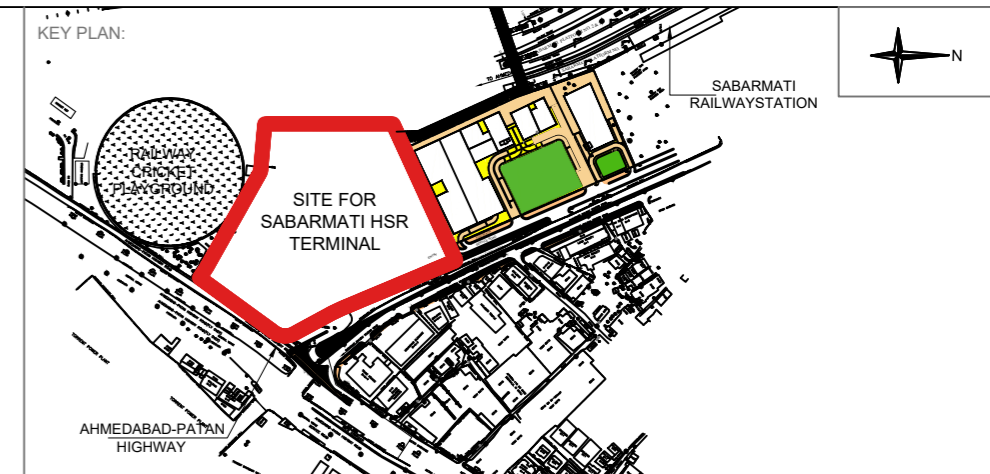
RAMP CROSS SECTION AA'



BLOW UP AT C



KEY PLAN



- NOTES:
1. ALL DIMENSIONS AND LEVELS ARE IN M., UNLESS OTHERWISE MENTIONED.
 2. DRAWING SHALL NOT BE SCALED; ONLY WRITTEN DIMENSIONS SHALL BE FOLLOWED.
 3. NO WORK SHALL START WITHOUT APPROVED GOOD-FOR-CONSTRUCTION DRAWING.
 4. THIS IS THE CONCEPTUAL DRAWING AND DETAILED ENGINEERING DESIGN SHALL BE THE RESPONSIBILITY OF EXECUTING/ IMPLEMENTING AGENCIES.
 5. ACQUISITION OF LAND FOR IMPLEMENTATION OF PROJECT SHALL BE THE RESPONSIBILITY OF EXECUTING/ IMPLEMENTING AGENCIES.
 6. ALL REQUIRED STATUTORY CLEARANCES ARE TO BE OBTAINED BY THE EXECUTING/ IMPLEMENTING AGENCIES.
 7. THE NECESSARY PERMISSION FOR CUTTING OF TREES SHALL BE OBTAINED BY THE EXECUTING/ IMPLEMENTING AGENCIES FROM CONCERNED DEPT. AS PER THE EXISTING POLICY.

STAGE II SUBMISSION

APPROVED BY:		NHSRCL	
SIGNATURE:	DATE:	SIGNATURE:	DATE:
PREPARED BY:		RITES LTD.	
SIGNATURE:	DATE:	SIGNATURE:	DATE:
TITLE:			

SABARMATI HSR TERMINAL

DWG TITLE:	BASEMENT RAMP DETAILS
DWG NO.:	HSR/SABARMATI/AR-26
SCALE:	REVISION: R1
	DATE: 02.07.2018

PROJECT: MUMBAI - AHMEDABAD HIGH SPEED RAIL PROJECT

OWNER: NHSRCL, Asia Bhawan, 2nd Floor, Sector 9, Dwarka, Delhi - 110077

CONSULTANT: RITES Bhawan, Plot No.1, Sector 29, Gurugram - 122001

ARCHITECTS: DESIGN WORKSHOP 100B - C Block, Kalkaji, New Delhi - 110019